

**RIVERSIDE COUNTY
COMMUNITY CORRECTIONS PARTNERSHIP**

DOWNTOWN LAW BUILDING
3960 ORANGE STREET, 5th FLOOR CONFERENCE ROOM, RIVERSIDE

FEBRUARY 6, 2024, 2:30 P.M.
IMMEDIATELY FOLLOWING THE CCPEC MEETING

AGENDA

1. Call to Order – Roll Call
2. Meeting Minutes for February 7, 2023, Virtual CCP Meeting – Discussion Item
<https://imd0mxanj2.execute-api.us-west-2.amazonaws.com/ssr/watch/63e427fab5869d0008e5b445>
3. SB 678/CCPIA Update – Discussion Item

- Oliva Serna, Division Director
4. Public Comments
5. Next Meeting: Date TBD in February 2025

In accordance with State Law (The Brown Act):

- *The meetings of the CCP are open to the public. The public may address the Committee within the subject matter jurisdiction of this committee.*
- *Disabled persons may request disability-related accommodations in order to address the CCP. Reasonable accommodations can be made to assist disabled persons if requested 24-hours prior to the meeting by contacting Riverside County Probation Department at (951) 955-2804.*
- *The public may review open session materials at <https://rivcoprobation.org/community-corrections-partnership-meeting-materials> or at Probation Administration, 3960 Orange St., 6th Floor, Riverside, CA.*
- *Items may be called out of order.*

Community Corrections Partnership

Christopher H. Wright
Chief Probation Officer

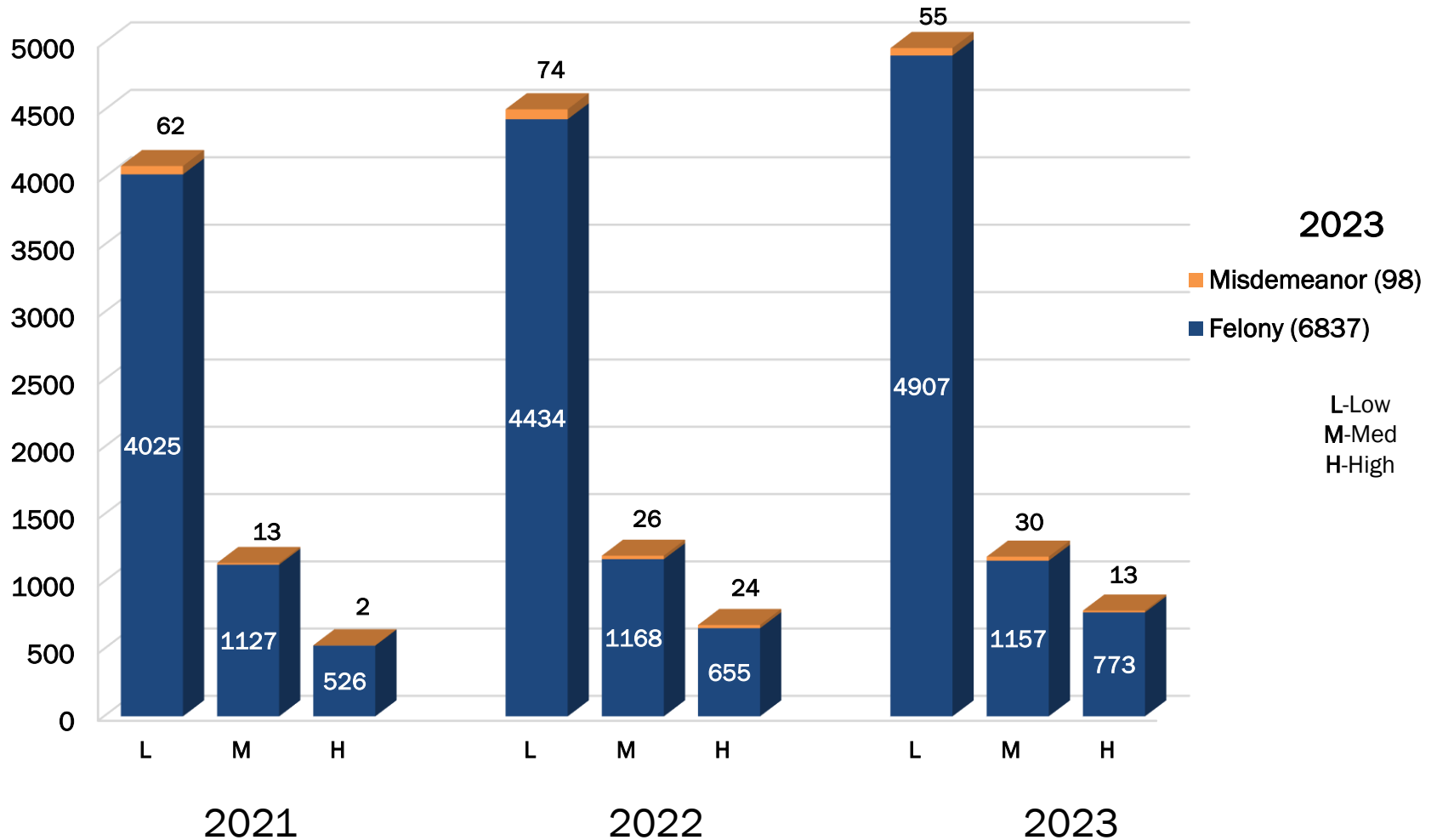


Riverside County Probation Department



CCPIA STATISTICS

Active Probationers as of 12/31/2023



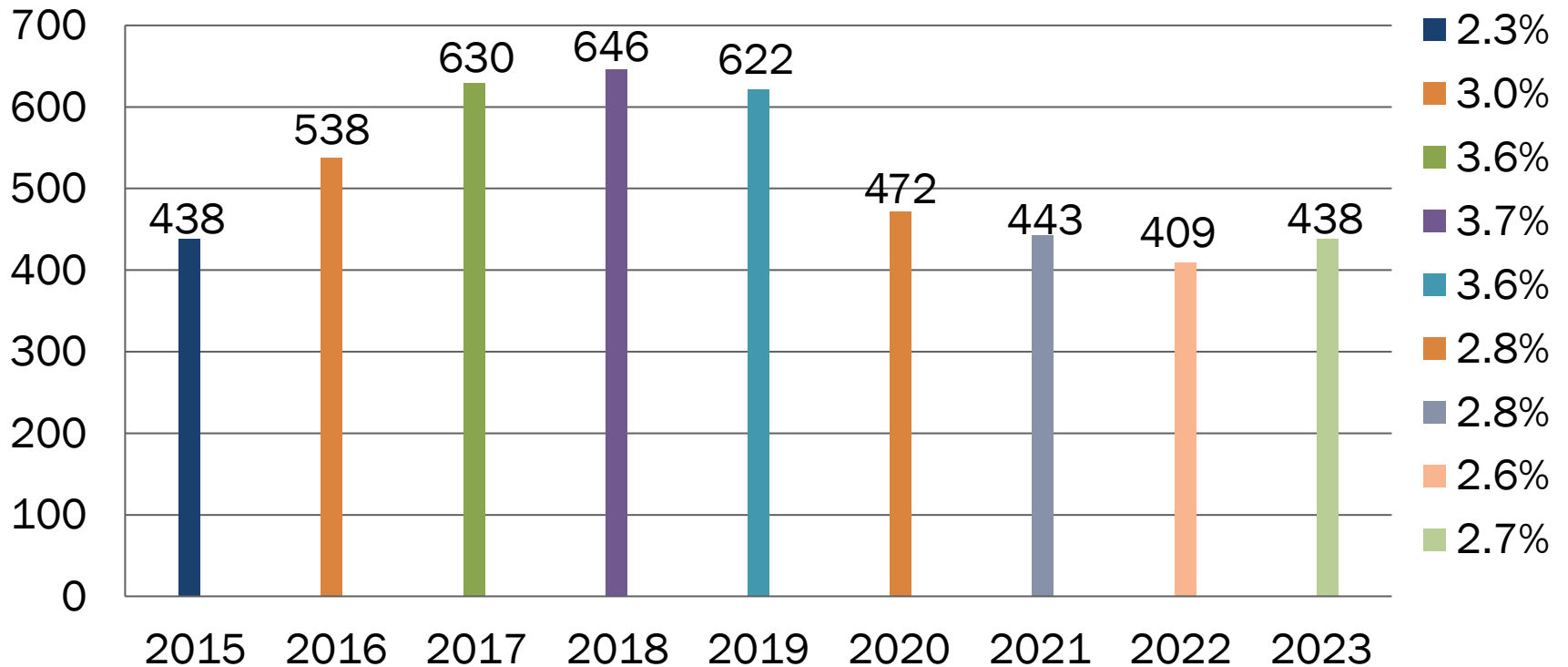
RETURN TO PRISON RATE

$$\text{Return to Prison Rate} = \frac{\text{\# of Felons Sent to State Prison}}{\text{Total Felon Population}}$$

- The metric used to gauge probation department's performance.
- Provides the basis for funding.
- Based on the current formula, the **2023 Return to Prison rate for Riverside County is 3.4%** (PRCS, MS, Formal).
- The Return to Prison rates for:
 - 2022: 3.72%
 - 2021: 3.92%
 - 2020: 3.38%

ANNUAL COMMITMENTS

Formal Probation Revocations Resulting in State Prison



CCPIA FUNDING

| <u>Historical Allocation</u> | <u>Statewide Allocation</u> <u>(in millions)</u> | <u>Riverside County Share</u> <u>(in millions)</u> |
|------------------------------|---|---|
| FY 2013/14 | \$101.04 | \$3.11 |
| FY 2014/15 | \$124.77 | \$7.16 |
| FY 2015/16 | \$125.10 | \$8.53 |
| FY 2016/17 | \$123.31 | \$6.56 |
| FY 2017/18 | \$114.57 | \$6.45 |
| FY 2018/19 | \$108.93 | \$6.39 |
| FY 2019/20 | \$112.76 | \$6.39 |
| FY 2020/21 | \$112.52 | \$6.95 |
| FY 2021/22 | \$122.83 | \$6.95 |
| FY 2022/23 | \$122.83 | \$6.95 |
| FY 2023/24 | \$122.83 | \$6.95 |

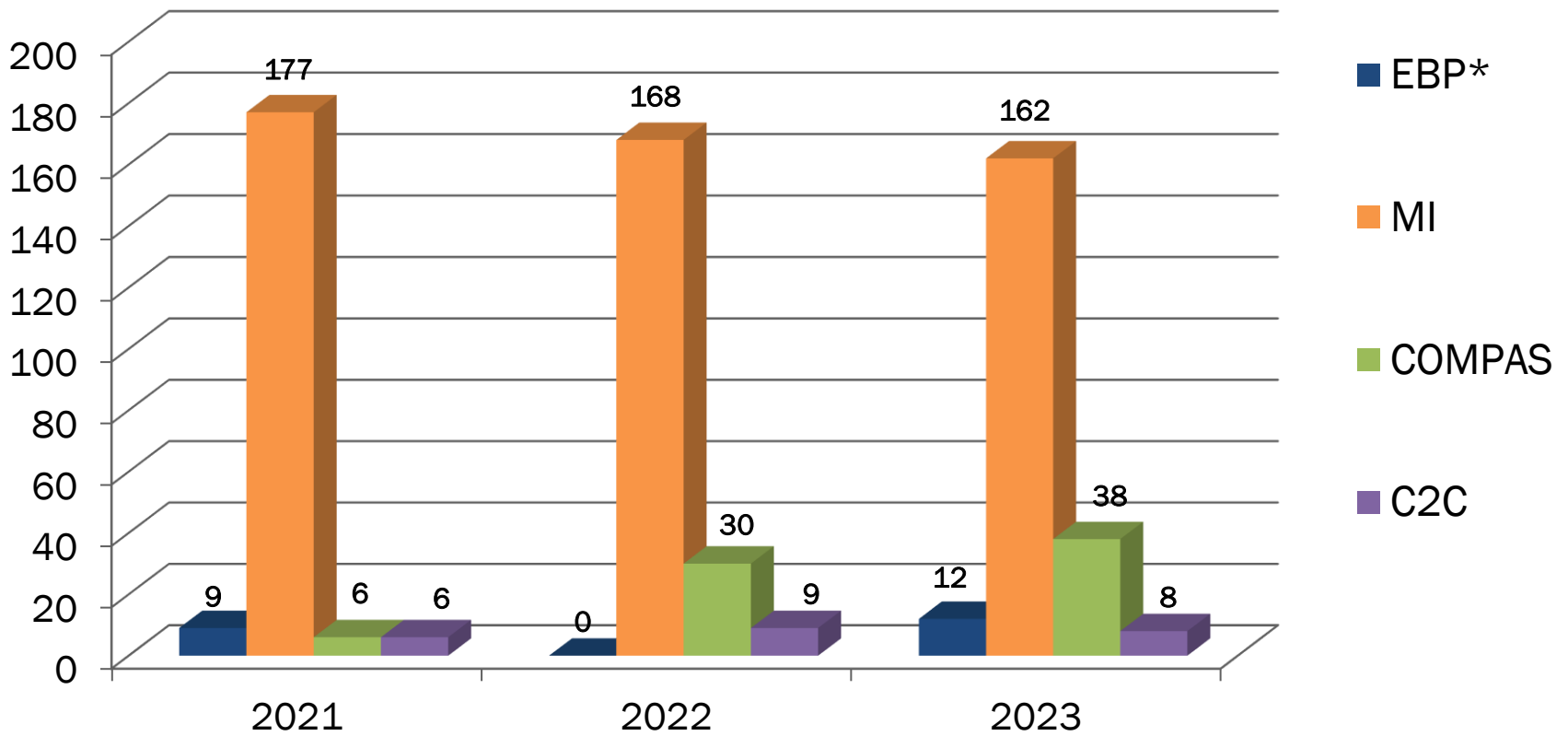
FY 2024/25 Estimated Funding (in millions)

| | |
|------------------------|---------|
| Statewide Allocation | \$113.6 |
| Riverside County Share | \$6.43 |

A total of 50 positions are being funded by CCPIA.

EVIDENCE-BASED TRAINING

Evidence-Based Training Completed



*All newly hired Deputy Probation Officers complete EBP training as part of the Probation Officer CORE curriculum.

PROGRAM REFERRALS

The following encompasses the list of program referrals most often made to those on high and medium risk caseloads:

Whole Person Care

Substance Use

Mental Health

Domestic Violence

Sex Offender

Child Abuse

Anger Management

DUI Program

Education & Vocation

Family & General Counseling

Courage to Change (C2C)

Medi-Cal

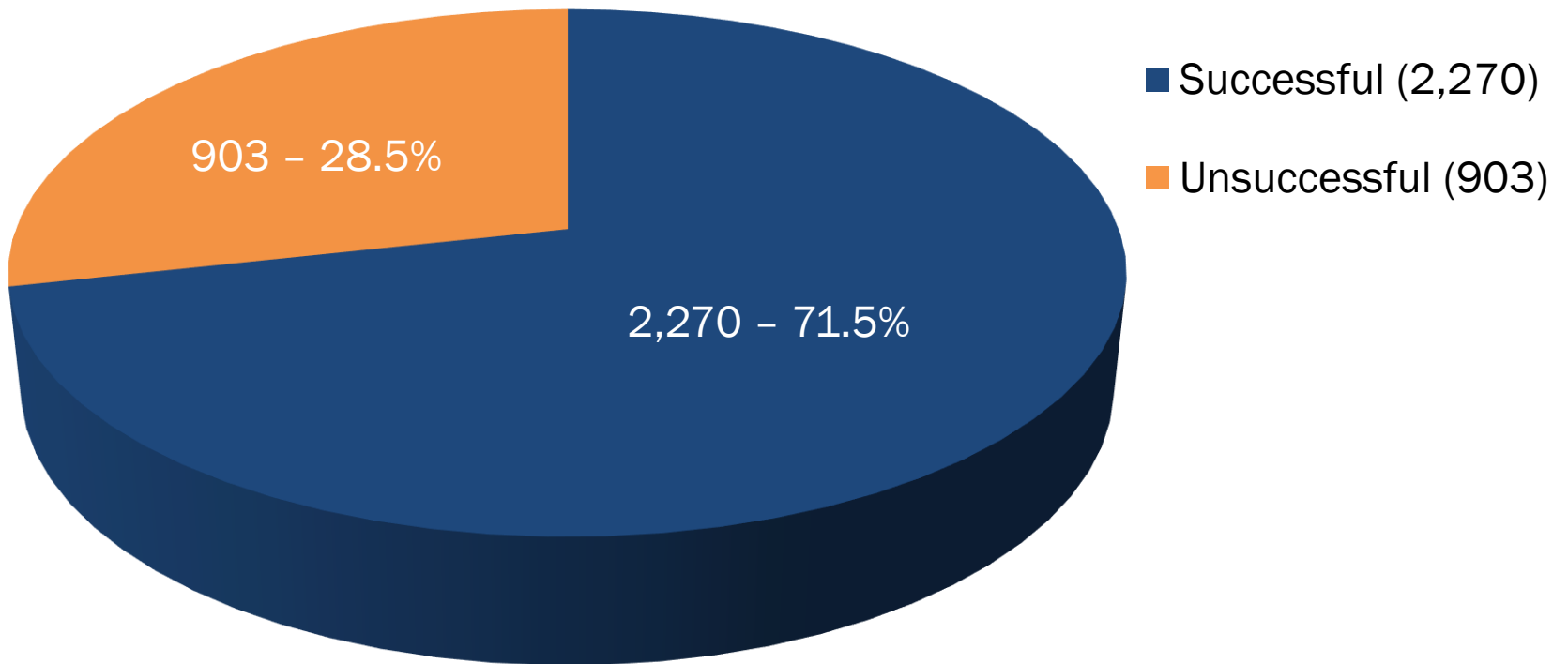
Cal-Fresh

Employment Prep & Placement

For 2023, 2,260 service referrals were issued to 1,589 high and medium risk clients.

CCPIA STATISTICS

Total Case Completions for Calendar Year 2023



CONCLUSION

THANK YOU!

QUESTIONS or COMMENTS?

