

**RIVERSIDE COUNTY
COMMUNITY CORRECTIONS PARTNERSHIP EXECUTIVE COMMITTEE**

Downtown Law Building
3960 Orange Street, 5th Floor Conference Room, Riverside, CA
April 4, 2017, 1:30 P.M.

AGENDA

1. Call to Order – Roll Call
2. Approval of Minutes – Action Item
- November 1, 2016
3. Midyear Budget Report – Action Item
4. 5-year evaluation of Realignment Implementation RFP Update – Discussion Item
5. Prop 57 Update – Discussion Item
6. Workgroup Reports – Discussion Items
 - a) Measurable Goals
 - b) Fiscal
 - c) Health and Human Services
 - d) Day Reporting Center
7. Staff Reports – Discussion Items
 - a) Probation
 - b) Sheriff
 - c) RUHS
 - d) Police
 - e) District Attorney
 - f) Public Defender
 - g) Court
8. Public Comments
9. Next Meeting
- June 6, 2017; 1:30 P.M.

In accordance with State Law (The Brown Act):

- ***The meetings of the CCP Executive Committee are open to the public. The public may address the Committee within the subject matter jurisdiction of this committee.***
- ***Disabled persons may request disability-related accommodations in order to address the CCP Executive Committee. Reasonable accommodations can be made to assist disabled persons if requested 24-hours prior to the meeting by contacting Riverside County Probation Department at (951) 955-2636.***
- ***The public may review open session materials at www.probation.co.riverside.ca.us under Related Links tab or at Probation Administration, 3960 Orange St., 6th Floor, Riverside, CA.***
- ***Items may be called out of order.***

Riverside County
Community Corrections Partnership Executive Committee
3960 Orange St., 5th Floor Conference Room, Riverside, CA
November 1, 2016, 1:30 PM

1. Call to Order - Roll Call

The meeting was called to order by Chairman Mark Hake at 1:33 PM.

Roll call of the members:

Mark Hake, Chief Probation Officer, Chairman
Dave Brown, Chief of Police, Hemet
Steve Harmon, Public Defender, Vice Chairman
Michael Hestrin, District Attorney
Zareh Sarrafian, Assistant County Executive Officer - RUHS
Stan Sniff, Sheriff

Not in attendance:

W. Samuel Hamrick Jr., Court Executive Officer

2. Approval of Minutes

Mark Hake entertained a motion to approve the Community Corrections Partnership Executive Committee (CCPEC) meeting minutes dated September 13, 2016 (handout). The motion was moved by Zareh Sarrafian and seconded by Steve Harmon. The motion was approved as follows:

Aye: Hake, Brown, Harmon, Hestrin, Sarrafian, Sniff

Nay: None

Absent: Hamrick

Abstain: None

3. FY 16/17 Budget Modification Approval

Mark Hake advised on September 13, 2016, the CCPEC approved a budget on the assumption that Riverside County would receive an estimated \$73.47M in the combined AB 109 state and growth funding for FY 16/17. A reduction in actual statewide revenue has resulted in a total decrease of \$3.22M in AB 109 funding for FY 16/17. Additionally, the District Attorney/Public Defender (DA/PD) state allocation was impacted by a net reduction of \$0.26M. Chief Deputy Doug Moreno reviewed the FY 16/17 revised Budget Scenarios:

Budget Scenario 1: Fund each agency at 90% of their respective budgets, except for the DA's Office. Exclude the DA's request for CCPEC in its entirety based on the amount of carryover from the DA/PD state allocation. Authorize the FY 15/16 carryover, FY 15/16 contingency and FY 15/16 growth allocation to be utilized to offset the anticipated shortfall. This would result in unfunded budgets of \$9.05M and no available contingency fund.

Budget Scenario 2: Fund each agency at 90% of their respective budget requests, except for the DA's Office. Exclude the DA's request for CCPEC in its entirety based on the amount of carryover from the DA/PD state allocation. This scenario will increase the PD's requested budget amount by the shortfall from the state/growth allocation. The DA's portion of the state/growth shortfall will be offset by a portion of their FY 15/16 carryover. Additionally, authorize the FY 15/16 carryover, contingency and growth allocation to be utilized to offset the anticipated shortfall. This would result in unfunded budgets of \$9.18M and no available contingency fund.

Due to the reduction in both the AB 109 state allocation and the DA/PD allocation, Budget Scenario 1 leaves the PD's office with an estimated total budget shortfall of about 20%. Budget Scenario 2 backfills the DA/PD funding shortfall, essentially making them "whole" to then take the same 10% cut as the rest of the agencies. The DA/PD shortfall does not affect the DA's budget the same as they are utilizing rollover from RY 15/16, therefore they will not be backfilled.

Mark Hake recommended approving Budget Scenario 2 as it is consistent with past practices of the CCPEC and opened up the floor for questions or feedback. Zareh Sarrafian motioned to approve Scenario 2 as the funding model for FY 16/17. The motion was seconded by Dave Brown and approved as follows:

Aye: Hake, Brown, Harmon, Hestrin, Sarrafian, Sniff
Nay: None
Absent: Hamrick
Abstain: None

4. Public Safety Realignment Plan

Mark Hake stated that at the last CCPEC meeting the Public Safety Realignment and Post-release Community Supervision Implementation Plan was approved with modifications to Section 3 and Budget Attachment A. The Public Safety Realignment Plan will again need to be revised with updated budget information and approved by the CCPEC. Mark Hake motioned to approve the Public Safety Realignment and Post-release Community Supervision Implementation Plan with the understanding that modifications will be done to Section 3 and Budget Attachment A to include the updated FY 16/17 budget information approved today. The motion was seconded by Stan Sniff and passed as follows:

Aye: Hake, Brown, Harmon, Hestrin, Sarrafian, Sniff
Nay: None
Absent: Hamrick
Abstain: None

Stan Sniff requested to delay submittal of the Public Safety Realignment Plan to the Board of Supervisors meeting held on December 6, 2016. There were no objections to postpone the submittal of the Form 11.

5. Scope of Work – Five-Year Evaluation of Realignment Implementation

Mark Hake reported the Measurable Goals workgroup has completed a draft Scope of Work for the Five-Year Evaluation of Realignment Implementation (handout). Chief Deputy Ron Miller briefly reviewed the background and the desired outcomes and all agencies have

provided input for the Scope of Work. Mark Hake entertained the two-part motion to approve the Scope of Work and authorize the issuance of a Request for Proposal for the Five-Year Evaluation of Realignment Implementation, and; approve the use of the AB 109 CCPEC Planning Grant Funds for the evaluation. The motion was moved by Zareh Sarrafian and seconded by Steve Harmon. The motion passed as follows:

Aye: Hake, Brown, Harmon, Hestrin, Sarrafian, Sniff

Nay: None

Absent: Hamrick

Abstain: None

6. Proposed 2017 CCPEC Regular Meeting Dates

Mark Hake reviewed the CCPEC Proposed Regular Meeting Dates for 2017 (handout). He suggested holding all of the agency budget proposals in one meeting instead of splitting them into two shorter meetings. Mark Hake entertained a motion to approve the Proposed Regular Meeting Dates – 2017. The motion was moved by Zareh Sarrafian and seconded by Steve Harmon. The motion passed as follows:

Aye: Hake, Brown, Harmon, Hestrin, Sarrafian, Sniff

Nay: None

Absent: Hamrick

Abstain: None

7. Medical and Mental Health Services Overview Presentation

Behavioral Health Administrator Brian Betz and Substance Use Administrator Rhyann Miller reviewed the AB 109 Health, Mental Health and Substance Abuse Continuum of Care PowerPoint (handout):

Care Starts at Arrival:

- Pre-Booking Screening is completed for medical and mental health needs
- Medical Assessment and Behavioral Health Assessments are both completed prior to housing of client
- Acuity Placement – Clients are housed according to their needs

Full Spectrum of Care to Discharge Planning:

- Nurse and Physician visits are based on health assessment results
- Individual therapy, group therapy, case management and psychiatric services are offered to clients
- Discharge Planning – Identifies inmates needs including outpatient, Mental Health, housing substance abuse treatment, etc.

Post Release Care Continues:

- Residential placement and housing assistance can be provided
- Behavioral Health staff at Probation Department sites and Day Reporting Centers provide linkage to Behavioral Health services
- Also offer services at Behavioral Health clinics, Medical Center, Primary Care Clinics, and Acute Behavioral Health facilities

Rhyan Miller stated they are working hard with the Probation Department to ensure the client's health needs are met. Steve Harmon advised he is impressed with progress made by Correctional and Behavioral Health. He questioned the oversight of the Prison Law Office and if they were content with what has been completed to date. Brian Betz stated they have received positive feedback for the progress in the remediation plan for the last six months. There was discussion regarding contracting with Liberty Healthcare.

8. Stepping Up Initiative – The California Summit

Mark Hake reported the Stepping Up Summit will occur on January 18-19, 2017, in Sacramento, CA. Essentially, the Stepping Up Initiative is nationwide and works towards reducing mental illness in jails. In March of 2015, the Board of Supervisors passed a resolution to participate and support the efforts of the initiative. The summit only allows six attendees from each county. The team is required to be composed of the following four representatives; Chief Probation Officer, Sheriff or Jail Commander, Behavioral Health Director, County Supervisor or Chief Administrative Officer. The last two attendees are of the counties choice, but must have decision making authority. Of the above listed agencies, please contact Mark Hake by November 11, 2016, with the name of staff who will attend and he will forward the information to the event coordinators so they can work with the agencies to enroll staff.

9. Workgroup Reports

- a) Measurable Goals – Nothing new to report.
- b) Fiscal – Nothing new to report.
- c) Health and Human Services – Rhyan Miller distributed meeting minutes from the last Health and Human Services Workgroup meeting held on September 15, 2016, for perusal (handout). Please contact him if there are any questions.
- d) Day Reporting Center – Nothing new to report.

10. Staff Reports

- a) Probation – Assistant Director Jason Beam reviewed the AB 109 Status Report, Post-release Community Supervision (PRCS) Fact Sheet and PRCS Population by City dated September 26, 2016. The grand total PRCS and Mandatory Supervision (MS) offenders under active supervision is 2,594. Division Director Tari Dolstra briefly reviewed the Active MS Population by City (handouts) dated September 26, 2016.
- b) Sheriff – Chief Deputy Scot Collins reviewed the AB 109 Impact Update dated October 1, 2016 (handout). He advised the Sheriff's Department is in track to release 5,000 inmates due to the federal court order to reduce overcrowding. This is a significant increase over 2015 fed kick release numbers. He stated they are looking into why the release numbers have increased instead of decreased after the passing of Prop. 47. Additionally, Stan Sniff added the county has not yet identified funding for the additional 400 positions needed for the Indio jail expansion slated to open 2018.
- c) RUHS – Assistant Behavioral Health Director Joe Zamora stated they are making progress but are continuing to work on getting their staffing numbers up.

- d) Police – Dave Brown reported the PACT teams continue to fulfill their mission. He advised the state funding for PACT has been extended by one year and they have one year contingency funding. He anticipates the loss of state funding for PACT in future years.
- e) District Attorney – Michael Hestrin indicated that due to the increase in federal releases he would like to work on a long term fix, including alternatives to incarceration as they also affect the District Attorney’s Office. There was discussion regarding issues with current laws that are affecting the criminal justice system.
- f) Public Defender – Nothing to report.
- g) Court – Not in attendance.

11. Public Comments

Vonya Quarles, the Executive Director of Starting Over, stated that she would like to attend the Stepping Up Summit if there is a spot available for a non-profit agency representative. She brought materials regarding voting rights to be distributed to the Probation Department field offices. Lastly, she encouraged applicable agencies to apply for the Prop. 47 grant funding.

12. Next Meeting – January 10, 2017, 1:30 PM.

The meeting was adjourned at 2:46 PM.

An attendance sheet was signed by all present and will be kept on file.

Meeting minutes submitted by Executive Secretary Allison Trenholm.

**Submittal to the Community Corrections Partnership
Executive Committee
April 4, 2017**

Agenda Item 3

From: Fiscal Procedures Work Group

Subject: FY 2016/17 Community Corrections Partnership Executive Committee (CCPEC) Financial Reports for the period July 1, 2016 to December 31, 2016.

Background: On Tuesday, November 1, 2016, the CCPEC approved the FY 2016/17 AB 109 budgets. Additionally, as previously approved by the CCPEC, the quarterly reporting template provides a method of financial reporting every 90 days by each CCPEC agency. The initial reporting period was for the six months ending December 31, 2016. The due date for the report was January 16, 2017.

The template includes a narrative component for providing budget status, identifying/addressing budget and program concerns, and a summary of AB 109 activities performed during the reporting period.

The Probation Department, as the fiscal administrator of the AB 109 Funds, has prepared the attached Summary of Expenditures (Schedule A) based on the financial schedules provided by each individual CCPEC agency. Each agency's submitted financial schedules are also included in the attached report.

Summary of Expenditures (Schedule A)

The attached FY 2016/17 Financial Report – Summary of Expenditures (Schedule A) summarizes the CCPEC agency budgets as approved on November 1, 2016:

- CCPEC Budget \$80.34M
 - \$68.32M, FY 2016/17 Annual Allocation
 - \$4.28M Contingency Funds.
 - \$5.81M FY 2015/16 Rollover Funds.
 - \$1.93M FY 2015/16 Growth Funds

- Other Funds \$8.14M
 - \$1.82M, additional funding for District Attorney and Public Defender.
 - \$0.63M, DA's FY 2015/16 Rollover Funds from DA/PD State Allocation
 - \$1.12M, AB 109 Planning Grant, including rollover funds.
 - \$4.56M PRCS – 2nd Strikers funding for Probation.

**Submittal to the Community Corrections Partnership
Executive Committee
April 4, 2017**

Agenda Item 3

Each CCPEC agency has provided their FY 2016/17 Midyear Financial Reports. The reports include information as to their actual expenditures for the period July 1, 2016 to December 31, 2016, and year-end estimates through June 30, 2017 (for the Operating Funds and Other Funds). The Public Defender, Probation and PACT are estimating to fully expend their respective CCPEC allocations for FY 2016/17. The Sheriff is estimating to rollover \$1.88M into the next fiscal year while the Riverside University Health System (RUHS) is projecting a shortfall of \$0.36M.

Overall, the total year end estimated expenditures for all the CCPEC agencies are approximately \$78.82M. The remaining available balance of approximately \$1.52M (\$1.88M in Sheriff rollover funds less \$0.36M in HHS shortfall) is available for use and/or rollover into FY 2017/18.

The FY 2016/17 Financial Reports for the nine months ending March 31, 2017 are due Monday, April 17, 2017.


Other Period 2 Financial Report Highlights

- The FY 2016/17 allocation of \$68.32M in payments to Riverside County averages approximately \$5.69M per month.
- The total AB 109 Operating Funds received year to date (commencing September 2016), inclusive of the March 2017 allocation - \$41.34M.
- To date, payments have averaged approximately \$5.91M and have been received in regular monthly intervals (next payment scheduled for April 25, 2017).

Recommended Motion: That the Community Corrections Partnership Executive Committee:

1. Receive and file the FY 2016/17 Financial Report – Summary of Expenditures (Schedule A) and the individual CCPEC Agency Financial Reports.

Respectfully submitted on behalf of the
Fiscal Procedures Work Group,



Douglas E. Moreno
Chief Deputy Probation Administrator

**AB 109 Community Corrections Partnership Executive Committee (CCPEC)
 FY 2015/16 Financial Report - Summary of Expenditures
 Reporting Period 2 - July 1, 2016 to December 31, 2016
 April 4, 2017**

Agenda Item 3
 Schedule A

	CCPEC Agency Budgets Approved November 1, 2016 FY 2016/17				CCPEC Agency Budgets Actual/Estimated Expenditures FY 2016/17			Estimated Rollover Funds FY 2016/17
	Rollover Funds	Contingency + Growth Funds	Approved Annual Operating Budgets	Total Budget (1)	Operating Funds 7/1/16 - 12/31/16	Operating Funds 01/01/17 - 06/30/17	Total Funds	
	FY 2015/16	FY 2015/16	FY 2016/17	Distribution	Actuals	Estimate	YE Estimate	
CCPEC Agency								
Probation Department	\$ 2,505,336	\$ 1,467,621	\$ 15,012,881	\$ 18,985,838	\$ 7,339,180	\$ 11,647,688	\$ 18,985,838	\$ -
Sheriff's Department	2,731,369	2,310,068	\$ 24,842,676	29,884,143	12,434,635	15,565,801	28,000,436.00	\$ 1,883,707
District Attorney	-	-	\$ -	-	-	-	-	\$ -
Public Defender	-	59,606	711,488	771,094	418,978	352,116	771,094	\$ -
RUHS	-	2,240,017	26,737,900	28,977,916	14,671,790	14,671,790	29,343,580	\$ (365,664)
Police	588,491	132,911	1,018,002	1,719,404	306,282	1,413,122	1,719,404	\$ -
Contingency	-	-	-	-	-	-	-	\$ -
Sub-Total	\$ 5,805,226	\$ 6,210,223	\$ 68,322,947	\$ 80,338,395	\$ 35,169,835	\$ 43,660,617	\$ 78,820,352	\$ 1,518,043
Other Funds								
District Attorney	\$ 631,112	\$ 105,302	\$ 805,653	\$ 1,542,067	408,309	510,000	918,309	\$ 623,758
Public Defender	-	105,302	805,653	910,955	474,932	438,023	910,955	\$ -
Superior Court	-	-	Unavailable	-	Unavailable	Unavailable	Unavailable	Unavailable
Planning Grant	923,895	-	200,000	1,123,895	-	20,000	20,000	1,103,895
Police Grant	-	-	Unavailable	-	-	Unavailable	Unavailable	Unavailable
PRCS (2nd Strikers)	2,859,289	-	1,701,500	4,560,789	2,440	23,560	26,000	4,534,789
Sub-Total Other Funds	\$ 4,414,296	\$ 210,605	\$ 3,512,805	\$ 8,137,706	\$ 885,681	\$ 989,583	\$ 1,975,264	\$ 6,262,442
Grand Total	\$ 10,219,522	\$ 6,420,827	\$ 71,835,752	\$ 88,476,101	\$ 36,055,516	\$ 44,640,099	\$ 80,695,616	\$ 7,780,485

**AB 109 Community Corrections Partnership Executive Committee
 FY 2016/17 Financial Report - Operating Funds
 7/1/16 - 12/31/16**

CCPEC Agency:
 Dept Number (if applicable):
 Reporting Period (1, 2, 3, or 4)

Probation:
 Budget Unit
 2

EXPENDITURES

Level	Description	FY 16/17 Budget	50% Of Budget	7/1/16 - 12/31/16 Actuals	10/1/16-8/30/17 Estimates	FY 14/15 Year-end Estimates	Year-end Variance	Full-Year (On-Going) Estimates
1	Salaries & Benefits	\$12,172,068	\$6,086,034	\$6,086,825	\$6,105,442	\$12,172,068	\$0	\$0
2	Supplies & Services	6,026,629	3,013,315	1,200,424	4,826,205	6,026,629		0
3	Other Charges	787,141	393,571	71,101	716,040	787,141		0
4	Fixed Assets	0	0	0	0	0		0
7	Interfund Transfers	0	0	0	0	0		0
Total Expenditures		\$18,985,838	\$9,492,919	\$7,338,150	\$11,647,688	\$18,985,838	\$0	\$0

DEPARTMENTAL REVENUE

Code	Description	FY 14/15 Budget	50% Of Budget	7/1/16 - 12/31/16 Actuals	10/1/16-8/30/17 Estimates	FY 14/15 Year-end Estimates	Year-end Variance	Full-Year (On-Going) Estimates
Total Dept. Revenue		\$18,985,838	\$9,492,919	\$6,799,884	\$12,185,954	\$18,985,838	\$0	\$0
NET COST		\$0	\$0	\$0	(\$630,207)	\$0	\$0	\$0

**AB 109 Community Corrections Partnership Executive Committee
 FY 2016/17 Financial Report - Operating Funds
 7/1/16 - 12/31/16**

CCPEC Agency: _____
 Dept Number (if applicable): _____
 Reporting Period (1, 2, 3, or 4): _____

Probation
 Budget Unit
 2

NARRATIVE

1. Description of current budget status, including any known or potential problem areas within the budget and options and/or recommendations for addressing these issues. (Please include in this section budget details such as number of filled/vacant positions, fixed asset expenditures, etc.)

Expenditures for the period of July 1, 2015 through December 31, 2016 were approximately \$7.34 M. Expenses primarily included salaries and benefits for the department's AB 109 filled positions (146) and operating costs. During the last quarter, the Probation department was able open the Desert Services Day Reporting Center in Indio. There are now three Day Reporting Centers in full operations. During the next few months, Moreno Valley expansion project will take place. A location has been selected and we are now working with EDA to process a Form 11 for approval of this new location. Another expansion project that is still in the initial stages is Hemet DR. However with the cut in AB 109 funding this year, other funding sources (i.e. 2nd Strike funds) will need to be sought out. Current vacant positions are for sworn and support staff to be placed in these new locations. The costs associated with the implementation of AB 109, such as the hiring of remaining positions, one-time costs for expanding office location this time in the Moreno Valley and Hemet will take place in the next few months. In addition, increased services and supplies to implement continuing programs such as providing bus passes, clothing, tattoo removal service, evidence based programs, electronic monitoring, sex offender treatment services and other special program support services (i.e. expanding Transition Re-entry Unit program to increase Whole Person Care (WPC) with the range of hours available and the number of defendants to be contacted for the AB109 population). Other costs include standard operating costs, costs of equipment/fixes assets, and indirect costs.

2. Provide a summary of AB 109 activities performed during the reporting period (if desired, copies of the monthly CCPEC reports may be attached).

As of September 26, 2016, total Post-release Community Supervision (PRCS) assigned to a caseload - 1,613, and 166 pending assessment, for a total active supervision of 1,779; Mandatory Supervision cases ordered by the Court - 6,265 and 981 Mandatory Supervision clients assigned to a caseload, and 140 pending assessment, for a total active supervision of 1,121. Total PRCS and MS Offenders assigned to a caseload - 2,594.

Reporting Period: 7/1/16 - 12/31/16

Prepared by: Viola Becker

Date: 1/17/17

Approved by: Cherilyn Williams, Admin Svcs Mgr #

Date: _____

**AB 109 Community Corrections Partnership Executive Committee
 FY 2016/17 Financial Report - CCP Planning Grant Funds
 7/1/16 - 12/31/16**

CCPEC Agency: Probation
 Dept Number (if applicable): 2600700000
 Reporting Period (1, 2, 3, or 4): 2

EXPENDITURES

Level	Description	FY 15/16 Budget	50% Of Budget	7/1/16 - 12/31/16 Actuals	10/1/15-6/30/17 Estimates	FY 16/17 Year-end Estimates	Year-end Variance	Full-Year (On-Going) Estimates
1	Salaries & Benefits	\$0	\$0	\$0	\$0	\$0	\$0	\$0
2	Supplies & Services	\$523,895	261,948	708	6,292	7,000	516,895	0
3	Other Charges	400,000	200,000	0	13,000	13,000	387,000	0
4	Fixed Assets	0	0	0	0	0	0	0
7	Interfund Transfers	0	0	0	0	0	0	0
Total Expenditures		\$923,895	\$461,948	\$708	\$19,292	\$20,000	\$903,895	\$0

DEPARTMENTAL REVENUE

Code	Description	FY 15/16 Budget	50% Of Budget	7/1/16 - 12/31/16 Actuals	10/1/15-6/30/17 Estimates	FY 16/17 Year-end Estimates	Year-end Variance	Full-Year (On-Going) Estimates
		\$0	\$0	\$0	\$0	\$0	\$0	\$0
		0	0	0	0	0	0	0
		0	0	0	0	0	0	0
Total Dept. Revenue		\$0	\$0	\$0	\$0	\$0	(\$903,895)	\$0
NET COST		\$0	\$0	\$0	(\$220)	\$0	\$0	\$0

AB 109 Community Corrections Partnership Executive Committee
FY 2016/17 Financial Report - CCP Planning Grant Funds
7/1/16 - 12/31/16

CCPEC Agency: Probation
Dept Number (if applicable): 2600700000
Reporting Period (1, 2, 3, or 4): 2

NARRATIVE

1. Description of current budget status, including any known or potential problem areas within the budget and options and/or recommendations for addressing these issues. (Please include in this section budget details such as number of filled/vacant positions, fixed asset expenditures, etc.)

There were no expenditures for the period of July 1, 2016 through December 31, 2016. Anticipated expense will include County Counsel charges, upcoming training (i.e. Reentry Solutions Conference - Oct 2016 and Stepping Up Conference). Anticipated costs for contracted program evaluator is still being considered/reviewed at this time.

2. Provide a summary of AB 109 activities performed during the reporting period (if desired, copies of the monthly CCPEC reports may be attached).

Reporting Period:

7/1/16 - 12/31/16

Prepared by:

Viola Becker

Approved by:

Cherlyn Williams, Admin Svcs Mgr II

Date:

1/17/17

Date:

**AB 109 Community Corrections Partnerships Executive Committee
 FY 2016/17 Financial Report - Other Funds - Second Strikers
 7/1/16 - 12/31/16**

CCPEC Agency: Probation
 Dept Number (if applicable): 2600210000-2600700000
 Reporting Period (1, 2, 3, or 4) 2

EXPENDITURES:

Level	Description	FY 15/16 Budget	50% Of Budget	7/1/16 - 12/31/16 Actuals	10/1/16-6/30/17 Estimates	FY 16/17 Year-end Estimates	Year-end Variance	Full-Year (On-Going) Estimates
1	Salaries & Benefits	\$3,060,789	\$1,530,394	\$4,833	\$25,000	\$29,833	\$3,030,956	\$0
2	Supplies & Services	1,500,000	750,000	0	750,000	750,000	750,000	0
3	Other Charges	0	0	0	0	0	0	0
4	Fixed Assets	0	0	0	0	0	0	0
7	Intertund Transfers	0	0	0	0	0	0	0
	Total Expenditures	\$4,560,789	\$2,280,394	\$4,833	\$775,000	\$779,833	\$3,780,956	\$0
DEPARTMENTAL REVENUE								
Code	Description	FY 15/16 Budget	50% Of Budget	7/1/16 - 12/31/16 Actuals	10/1/16-6/30/17 Estimates	FY 16/17 Year-end Estimates	Year-end Variance	Full-Year (On-Going) Estimates
755926	AB-109 Local Comm Corrections	\$4,560,789	\$2,280,395	\$4,833	\$775,000	\$779,833	(\$3,780,956)	\$0
		0	0	0	0	0	0	0
		0	0	0	0	0	0	0
	Total Dept. Revenue	\$4,560,789	\$2,280,395	\$4,833	\$775,000	\$779,833	(\$3,780,956)	\$0
	NET COST	(\$0)	(\$0)	(\$0)	(\$0)	(\$0)	(\$0)	(\$0)

AB 109 Community Corrections Partnership Executive Committee
FY 2016/17 Financial Report - Other Funds - Second Strikers
7/1/16 - 12/31/16

CCPEC Agency: Probation
Dept Number (if applicable): 2650210000-260070000C
Reporting Period (1, 2, 3, or 4) 2

NARRATIVE

1. Description of current budget status, including any known or potential problem areas within the budget and options and/or recommendations for addressing these issues.
(Please include in this section budget details such as number of filled/vacant positions, fixed asset expenditures, etc.)

Effective February 10, 2014 action was taken to increase the goodtime credits of nonviolent second strike offenders from 20% to 33.3%. It was anticipated that early released offenders will be released to county supervision. On average, offenders are being released 33 days prior to their scheduled release date. A project code was established for staff to track hours associated to program activity. Included in tracking time are analyst for data capturing and reporting. Other anticipated cost is to partially fund Hemet-DRC project. With the cuts in AB 109 Realignment funds this year, 2nd Strike monies may need to contribute to expand services for these populations at the Hemet DRC or any other locations.

2. Provide a summary of AB 109 activities performed during the reporting period (if desired, copies of the monthly CCPEC reports may be attached).

Reporting Period: 7/1/16 - 12/31/16

Prepared by: Viola Becker, Principal Accountant

Date: 1/17/17

Approved by: Cheryl Williams, Admin Svcs Mgr II

Date:

**AB 109 Community Corrections Partnerships Executive Committee
 FY 2016/17 Financial Report - Operating Funds
 07/01/2016 - 12/31/2016**

CCPEC Agency:
 Dept Number (if applicable):
 Reporting Period (1, 2, 3, or 4)

Sheriff Department
 250-040-0000

2

EXPENDITURES

Level	Description	FY 16-17 Budget	50% Of Budget	07/01/2016 - 12/31/2016 Actuals	01/01/2017-06/30/2017 Estimates	FY 16-17 Year-end Estimates	Year-end Variance	Full-Year (On-Going) Estimates
1	Salaries & Benefits	\$20,708,901	\$10,354,451	\$9,230,223	\$11,818,240	\$21,048,483	\$338,582	\$0
2	Supplies & Services	\$9,166,651	\$4,583,326	\$3,203,032	\$3,744,801	\$6,947,833	\$2,218,818	\$0
3	Other Charges	\$6,591	\$4,296	\$1,380	\$2,780	\$4,140	\$4,451	\$0
4	Fixed Assets	\$0	\$0	\$0	\$0	\$0	\$0	\$0
7	Interfund Transfers	\$0	\$0	\$0	\$0	\$0	\$0	\$0
	Total Expenditures	\$29,884,143	\$14,942,072	\$12,434,635	\$15,565,801	\$28,000,436	\$1,883,707	\$0

DEPARTMENTAL REVENUE

Code	Description	FY 16-17 Budget	50% Of Budget	07/01/2016 - 12/31/2016 Actuals	01/01/2017-06/30/2017 Estimates	FY 16-17 Year-end Estimates	Year-end Variance	Full-Year (On-Going) Estimates
	Total Dept. Revenue	\$29,884,143	\$14,942,072	\$12,434,635	\$15,565,801	\$28,000,436	(\$1,883,707)	\$0
	NET COST	\$0	\$0	\$0	\$0	\$0	(\$1,883,707)	\$0

AB 109 Community Corrections Partnership Executive Committee
FY 2016/17 Financial Report - Operating Funds
07/01/2016 - 12/31/2016

CCPEC Agency:
Dept Number (if applicable):
Reporting Period (1, 2, 3, or 4)

Sheriff Department
250-040-0000
2

NARRATIVE

1. Description of current budget status, including any known or potential problem areas within the budget and options and/or recommendations for addressing these issues. The spending plan for the Sheriff's Department included funding to help mitigate the impact of Realignment inmates in the local jails, provide for new and enhanced alternatives to incarceration, and deliver meaningful programming to incarcerated Realignment inmates in an effort to provide tools for their successful return to the community. Most of the funding budgeted for related salaries and overtime costs are on track to be exhausted. Contract beds, through our fire camp program and Imperial County are expected to continue at last fiscal year's level.

2. Provide a summary of AB 109 activities performed during the reporting period (if desired, copies of the monthly CCPEC reports may be attached) During this period, the Sheriff's Department continued participation in the CDCR fire camp program and with Imperial County contracted beds. The department also continued to roll out programming opportunities for in-custody Realignment inmates. The Department continues to refine its processes for inmate evaluation using evidence-based practices and work with other state and local agencies on data gathering and analysis. The local jails continue in a chronic state of overcrowding, requiring early releases pursuant to Federal Court Order. Further data covering the impact of Realignment on Sheriff's Corrections is reflected in the attached monthly reports.

Reporting Period: 07/01/2016 - 12/31/2016
Prepared by: Essam A. Ali, Administrative Services Manager II
Date: 1/13/17
Approved by: Chief Deputy Collins, Scot
Date:

**AB 109 Community Corrections Partnership Executive Committee
 FY 2016/17 Financial Report - Operating Funds
 10/1/16 - 12/31/16**

Department Name
 Budget Unit
 2

STATE FUNDING

CCPEC Agency:
 Dept Number (if applicable):
 Reporting Period (1, 2, 3, or 4)

EXPENDITURES

Level	Description	FY 16/17 Budget	50% Of Budget	07/01/16 - 12/31/16 Actuals	01/01/17 - 06/30/17 Estimates	FY 16/17 Year-end Estimates	Year-end Variance	Full-Year (On-Going) Estimates
1	Salaries & Benefits	\$1,532,087	\$766,043	\$409,309	\$900,000	\$900,309	\$823,758	\$0
2	Supplies & Services	10,000	5,000	0	10,000	10,000	0	0
3	Other Charges	0	0	0	0	0	0	0
4	Fixed Assets	0	0	0	0	0	0	0
7	Interfund Transfers	0	0	0	0	0	0	0
Total Expenditures		\$1,542,087	\$771,043	\$409,309	\$910,000	\$910,309	\$823,758	\$0

DEPARTMENTAL REVENUE

Code	Description	FY 16/17 Budget	50% Of Budget	07/01/16 - 12/31/16 Actuals	01/01/17 - 06/30/17 Estimates	FY 16/17 Year-end Estimates	Year-end Variance	Full-Year (On-Going) Estimates
	Total Dept. Revenue	\$0	\$0	\$0	\$0	\$0	\$0	\$0

NET COST

FY16/17 DAPD Allocation: \$ 810,854.90
 FY15/16 DAPD Allocation Rollover: \$ 631,112.00
\$ 1,542,066.90

AB 109 Community Corrections Partnership Executive Committee
FY 2016/17 Financial Report - Operating Funds
10/1/16 - 12/31/16

CCPEC Agency:
Dept Number (if applicable):
Reporting Period (1, 2, 3, or 4)

Department Name
Budget Unit
2

NARRATIVE

1. Description of current budget status, including any known or potential problem areas within the budget and options and/or recommendations for addressing these issues.
Positions include: 3 Senior DA Investigators, 1.25 Dep. District Attorneys, 4 Victim Services Advocates, 3.35 Legal Support Assistants and 1 Investigative Tech. No known problem areas within the budget at this time.

[Empty box for narrative content]

2. Provide a summary of AB 109 activities performed during the reporting period (if desired, copies of the monthly CCPEC reports may be attached).
The Senior DA Investigators are assigned to support the efforts of local police agencies with one investigator being assigned to each of the three regional Post-Release Accountability Compliance Teams (PACT); the Deputy District Attorney positions are assigned to represent the People of the State of California in prosecuting violations of PRCS and parole; the Victim Services Advocates assist the prosecutors handling the violation hearings with coordination and transportation of witnesses, notification of defendant release and the status of all court dates; the Legal Support Assistants and Investigative Tech are assigned to support the PRCS and parole violation files, notifications from court of PRCS and parole violations and input of case information into the DA's case management system.

Reporting Period: 10/01/16 - 12/31/16

Prepared by: Susan Stocum

Date: 1/5/17

Approved by:



Ginika Ezinwa, Deputy Director

Date: 1/11/2017

CCPEC Agency: **NARRATIVE**
Dept Number (if applicable):
Reporting Period (2, 3, or 4)

Public Defender
2400100000
2

1. Description of current budget status, including any known or potential problem areas within the budget and options and/or recommendations for addressing these issues.
All current A-3109 positions are filled.

2. Provide a summary of AB 109 activities performed during the reporting period (if desired, copies of the monthly CCPEC reports may be attached).
In the FY12/13, the Law Offices of the Public Defender appeared on 1346 PRCS cases. For the FY13/14, the office appeared on 1796 PRCS cases. For the FY 14/15, the office appeared on 1605 cases. For the FY 15/16, the office has appeared on 1494 PRCS cases in July-Jun. For the FY 16/17, from Jul-Dec, the office has appeared on 733 cases.

Reporting Period: 7/1/16 - 12/31/16

Prepared by: Amanda De Gasperin

Approved by: Steve Harmon

Date: 3/10/17

Date: 3/10/17

CCPEC Agency:
Dept Number (if applicable):
Reporting Period (2, 3, or 4)

Public Defender
2400 100000
2

NARRATIVE

1. Description of current budget status, including any known or potential problem areas within the budget and options and/or recommendations for addressing these issues.
All current AB109 positions are filled.

2. Provide a summary of AB 109 activities performed during the reporting period (if desired, copies of the monthly CCPEC reports may be attached).
in the FY12/13, the Law Offices of the Public Defender appeared on 1346 PRCS cases. For the FY13/14, the office appeared on 1796 PRCS cases. For the FY 14/15, the office appeared on 1605 cases. For the FY 15/16, the office has appeared on 1494 PRCS cases in July-Jun. For the FY 16/17, from Jul-Dec. the office has appeared on 733 cases.

Reporting Period: 7/1/16 - 12/31/16

Prepared by: Amanda De Gaspein

Date: 3/10/17

Approved by: Steve Harmon

Date: 3/10/17

**AB 109 Community Corrections Partnership Executive Committee
FY 2016/17 Financial Report - Operating Funds
7/1/16 - 12/31/16**

CCPEC Agency:
Dept Number (if applicable):
Reporting Period (2, 3, or 4)

Public Defender
2400100000
2

EXPENDITURES

Level	Description	FY 16/17 Budget	50% Of Budget	7/1/16 - 12/31/16 Actuals	01/01/17-6/30/17 Estimates	FY 16/17 Year-end Estimates	Year-end Variance	Full-Year (On-Going) Estimates
1	Salaries & Benefits	\$771,094	\$385,547	418,978	\$352,116	\$771,094	\$0	\$863,929
2	Supplies & Services	0	0	0	0	0	0	0
3	Other Charges	0	0	0	0	0	0	0
4	Fixed Assets	0	0	0	0	0	0	0
7	Interrund Transfers	0	0	0	0	0	0	0
Total Expenditures		\$771,094	\$385,547	\$418,978	\$352,116	\$771,094	\$0	\$863,929

DEPARTMENTAL REVENUE

Code	Description	FY 16/17 Budget	50% Of Budget	7/1/16 - 12/31/16 Actuals	01/01/17-6/30/17 Estimates	FY 16/17 Year-end Estimates	Year-end Variance	Full-Year (On-Going) Estimates
755900	CA-A1318 Local Revenue	\$771,094	\$385,547	\$418,978	\$352,116	\$771,094	\$0	\$863,929
Total Dept. Revenue		\$771,094	\$385,547	\$418,978	\$352,116	\$771,094	\$0	\$863,929
NET COST		\$0	\$0	\$0	\$0	\$0	\$0	\$0

AB 109 Community Corrections Partnership Executive Committee
FY 2016/17 Financial Report - Operating Funds
7/1/16 - 12/31/16

CCPEC Agency:
Dept Number (if applicable):
Reporting Period (2, 3, or 4)

Public Defender
2400100000
2

NARRATIVE

1. Description of current budget status, including any known or potential problem areas within the budget and options and/or recommendations for addressing these issues.
All current AB109 positions are filled.

2. Provide a summary of AB 109 activities performed during the reporting period (if desired, copies of the monthly CCPEC reports may be attached).
In the FY12/13, the Law Offices of the Public Defender appeared on 1346 PRCS cases. For the FY13/14, the office appeared on 1796 PRCS cases. For the FY 14/15, the office appeared on 1605 cases. For the FY 15/16, the office has appeared on 1494 PRCS cases in July-Jun. For the FY 16/17, from Jul-Dec, the office has appeared on 733 cases.

Reporting Period: 7/1/16 - 12/31/16

Prepared by: Amanda De Gasperin

Date: 3/10/17

Approved by: Steve Hammon

Date: 3/10/17

**AB 109 Community Corrections Partnership Executive Committee
FY 2016/17 Financial Report - Operating Funds
7/1/16 - 6/30/17**

CCPEC Agency: Riverside University Health System - Summary All Programs
 Dept Number (if applicable):
 Reporting Period (1, 2, 3, or 4) 2

EXPENDITURES

Level	Description	FY 16/17 Budget	50% OF Budget	7/1/16 - 6/30/17 Actuals	1/1/17-6/30/17 Estimates	FY 16/17 Year-end Estimates	Year-end Variance	Full-Year (On-Going) Estimates
1	Salaries & Benefits	\$17,039,258	\$8,519,629	\$8,477,993	\$8,477,993	\$16,955,986	\$63,272	\$16,955,986
2	Supplies & Services	9,831,383	4,915,692	4,923,039	4,923,039	9,846,078	(14,695)	9,846,078
3	Other Charges	2,107,274	1,053,637	1,270,738	1,270,738	2,541,518	(434,242)	2,541,518
4	Fixed Assets	0	0	0	0	0	0	0
7	Interfund Transfers	0	0	0	0	0	0	0
Total Expenditures		\$28,977,916	\$14,488,958	\$14,671,790	\$14,671,790	\$29,343,680	(\$365,665)	\$29,343,680

DEPARTMENTAL REVENUE

Code	Description	FY 16/17 Budget	50% OF Budget	7/1/16 - 6/30/17 Actuals	1/1/17-6/30/17 Estimates	FY 16/17 Year-end Estimates	Year-end Variance	Full-Year (On-Going) Estimates
	Total Dept. Revenue	\$28,977,915	\$14,488,958	\$14,671,790	\$14,671,790	\$29,343,680	\$365,665	\$28,977,915
	NET COST	\$0	\$0	\$0	\$0	\$0	\$0	\$365,665

AB 109 Community Corrections Partnership Executive Committee
FY 2016/17 Financial Report - Operating Funds
7/1/16 - 6/30/17

CCPEC Agency: Riverside University Health System - Summary All Programs

Dept Number (if applicable):

Reporting Period (1, 2, 3, or 4)

NARRATIVE

2

1. Description of current budget status, including any known or potential problem areas within the budget and options and/or recommendations for addressing these issues.

The Health and Human Services (HHS) expenditure report includes costs for the Riverside University Health System including Behavioral Health, the Medical Center, and Correctional Health. 2nd Quarter Actual expenditures for FY 16/17 are \$14.6M, annualized expenditures are projected to be \$29.3M or \$0.3M over the approved AB109 budget. Behavioral Health actual expenditures are \$7.8M, annualized expenditures are projected to be \$15.6M or \$1M over budget. Correctional Health actual expenditures are \$4.4M, annualized expenditures are projected to be \$8.8M or \$0.8M under budget. The Medical Center actual expenditures are \$2.4M, annualized expenditures are projected to be \$4.8M or \$74K over budget. We estimate costs to increase as we continue to hire health and behavioral health staff in order to meet the required service levels in the county jails. Riverside University Health System Behavioral Health and Correctional Health are now using Techcare as their unified electronic health record, a critical prerequisite to improving healthcare within the county jails.

2. Provide a summary of AB 109 activities performed during the reporting period (if desired, copies of the monthly CCPEC reports may be attached)

Riverside University Health System (RUHS) provides a full array of healthcare services to AB109 clients. The service delivery team includes Behavioral Health, Correctional Health, and the Medical Center. RUHS Behavioral Health provides mental health and substance use services to AB109 clients at county operated clinics and probation day reporting centers, which includes Mental Health Outpatient, Substance Use Outpatient, and contracted placement services. RUHS Correctional Health and Behavioral Health provide basic and emergency medical, dental, and behavioral health care to AB109 inmates at the five county jails. RUHS Medical Center and Care Clinics provide a full variety of inpatient and outpatient care to AB109 clients including radiology, CT scans, laboratory, respiratory therapy, physical therapy, EKG, and emergency room services.

During the 2nd quarter of FY 16/17, Riverside University Health System provided services to Behavioral Health clients in the following programs: Intensive Treatment Teams provided 116 clients, Behavioral Health Detention served 1,162 clients, Contracted Placement served 356 clients, and Behavioral Health Outpatient served 1,848 clients. Correctional Health provided 7,043 visits to AB109 inmates in the county jails. The Medical Center provided 739 inpatient days and 630 outpatient visits to the AB109 population.

Reporting Period: 7/1/16 - 6/30/17

Prepared by: Paul Gonzales, Administrative Services Manager

Date: 1/17/17

Approved by: Joe Zamora, Assistant Mental Health Director

Date: 1/17/17

**AB 109 Community Corrections Partnership Executive Committee
 FY 2016/17 Financial Report - Operating Funds
 7/1/16 - 6/30/17**

CCPEC Agency: RUHS-Behavioral Health
 Dept Number (if applicable):
 Reporting Period (1, 2, 3, or 4) 2

EXPENDITURES

Level	Description	FY 16/17 Budget	50% Of Budget	7/1/16 - 6/30/17 Actuals	11/1/17-6/30/17 Estimates	FY 16/17 Year-end Estimates	Year-end Variance	Full-Year (On-Going) Estimates
1	Salaries & Benefits	\$8,069,924	\$4,034,962	\$4,267,114	\$4,267,114	\$8,534,228	(\$464,304)	\$8,534,228
2	Supplies & Services	4,410,093	2,205,047	2,297,677	2,297,677	4,595,354	(185,261)	4,595,354
3	Other Charges	2,107,274	1,053,637	1,270,758	1,270,758	2,541,516	(434,242)	2,541,516
4	Fixed Assets	0	0	0	0	0	0	0
7	Interfund Transfers	0	0	0	0	0	0	0
Total Expenditures		\$14,587,291	\$7,293,646	\$7,835,549	\$7,835,549	\$15,671,098	(\$1,083,807)	\$15,671,098

DEPARTMENTAL REVENUE

Code	Description	FY 16/17 Budget	50% Of Budget	7/1/16 - 6/30/17 Actuals	11/1/17-6/30/17 Estimates	FY 16/17 Year-end Estimates	Year-end Variance	Full-Year (On-Going) Estimates
	Total Dept. Revenue	\$14,587,291	\$7,293,646	\$7,835,549	\$7,835,549	\$15,671,098	\$1,083,807	\$14,587,291
NET COST		\$0	\$0	\$0	\$0	\$1,083,807	\$0	\$1,083,807

AB 109 Community Corrections Partnership Executive Committee
FY 2016/17 Financial Report - Operating Funds
7/1/16 - 6/30/17

CCPEC Agency: RUHS-Behavioral Health
Dept Number (if applicable):
Reporting Period (1, 2, 3, or 4) 2

NARRATIVE

1. Description of current budget status, including any known or potential problem areas within the budget and options and/or recommendations for addressing these issues.
The Health and Human Services (HHS) expenditure report includes costs for the Riverside University Health System including Behavioral Health, the Medical Center, and Correctional Health. 2nd Quarter Actual expenditures for FY 16/17 are \$14.6M, annualized expenditures are projected to be \$28.3M or \$0.3M over the approved AB109 budget. Behavioral Health actual expenditures are \$7.8M, annualized expenditures are projected to be \$15.6M or \$1M over budget. We estimate costs to increase as we continue to hire health and behavioral health staff in order to meet the required service levels in the county jails. Riverside University Health System Behavioral Health and Correctional Health are now using Techcare as their unified electronic health record, a critical prerequisite to improving healthcare within the county jails.

2. Provide a summary of AB 109 activities performed during the reporting period (if desired, copies of the monthly CCPEC reports may be attached).
Riverside University Health System (RUHS) provides a full array of healthcare services to AB109 clients. The service delivery team includes Behavioral Health, Correctional Health, and the Medical Center. RUHS Behavioral Health provides mental health and substance use services to AB109 clients at county operated clinics and probation day reporting centers, which includes Mental Health Outpatient, Substance Use Outpatient, and contracted placement services.
During the 2nd quarter of FY 16/17, Riverside University Health System provided services to Behavioral Health clients in the following programs: Intensive Treatment Teams served 116 clients, Behavioral Health Detention served 1,162 clients, Contracted Placement served 356 clients, and Behavioral Health Outpatient served 1,848 clients.

Reporting Period: 7/1/16 - 6/30/17

Prepared by: Paji Gonzales, Administrative Services Manager

Date: 1/17/17

Approved by: Joe Zamora, Assistant Mental Health Director

Date: 1/17/17

**AB 109 Community Corrections Partnership Executive Committee
 FY 2016/17 Financial Report - Operating Funds
 7/1/16 - 6/30/17**

CCPEC Agency: RUHS - Correctional Health
 Dept Number (if applicable): 4300300000
 Reporting Period (1, 2, 3, or 4): 2

EXPENDITURES

Level	Description	FY 16/17 Budget	50% Of Budget	7/1/16 - 6/30/17 Actuals	11/1/17-6/30/17 Estimates	FY 16/17 Year-end Estimates	Year-end Variance	Full-Year (On-Going) Estimates
1	Salaries & Benefits	\$7,224,086	\$3,612,048	\$3,318,690	\$3,318,690	\$6,637,380	\$586,716	\$6,637,380
2	Supplies & Services	2,417,987	1,206,794	1,106,230	1,106,230	2,212,460	205,127	2,212,460
3	Other Charges	0	0	0	0	0	0	0
4	Fixed Assets	0	0	0	0	0	0	0
7	Interfund Transfers	0	0	0	0	0	0	0
Total Expenditures		\$9,641,663	\$4,820,842	\$4,424,920	\$4,424,920	\$8,849,840	\$791,843	\$8,849,840

DEPARTMENTAL REVENUE

Code	Description	FY 16/17 Budget	50% Of Budget	7/1/16 - 6/30/17 Actuals	11/1/17-6/30/17 Estimates	FY 16/17 Year-end Estimates	Year-end Variance	Full-Year (On-Going) Estimates
Total Dept. Revenue		\$9,641,663	\$4,820,842	\$4,424,920	\$4,424,920	\$8,849,840	(\$791,843)	\$8,641,663
NET COST		\$0	\$0	\$0	\$0	\$0	\$0	(\$791,843)

AB 109 Community Corrections Partnership Executive Committee
FY 2016/17 Financial Report - Operating Funds
7/1/16 - 6/30/17

CCPEC Agency: RUHS - Correctional Health
Dept Number (if applicable): 4300300000
Reporting Period (1, 2, 3, or 4): 2

NARRATIVE

1. Description of current budget status, including any known or potential problem areas within the budget and options and/or recommendations for addressing these issues.

The Health and Human Services (HHS) expenditure report includes costs for the Riverside University Health System including Behavioral Health, the Medical Center, and Correctional Health. 2nd Quarter Actual expenditures for FY 16/17 are \$14.9M, annualized expenditures are projected to be \$29.3M or \$0.3M over the approved AB109 budget. Correctional Health actual expenditures are \$4.4M, annualized expenditures are projected to be \$8.8M or \$0.8M under budget. We estimate costs to increase as we continue to hire health and behavioral health staff in order to meet the required service levels in the county jails. Riverside University Health System Behavioral Health and Correctional Health are now using Techcare as their unified electronic health record, a critical prerequisite to improving healthcare within the county jails.

2. Provide a summary of AB 109 activities performed during the reporting period (if desired, copies of the monthly CCPEC reports may be attached).

Riverside University Health System (RUHS) provides a full array of healthcare services to AB109 clients. The service delivery team includes Behavioral Health, Correctional Health, and the Medical Center. RUHS Correctional Health and Behavioral Health provide basic and emergency medical, dental, and behavioral health care to AB109 inmates at the five county jails.

During the 2nd quarter of FY 16/17, Correctional Health provided 7,043 visits to AB109 inmates in the county jails.

Reporting Period: 7/1/16 - 6/30/17

Prepared by: Paul Gonzales, Administrative Services Manager

Date: 1/17/17

Approved by: Joe Zamora, Assistant Mental Health Director

Date: 1/17/17

AB 109 Community Corrections Partnership Executive Committee
FY 2016/17 Financial Report - Operating Funds
7/1/16 - 6/30/17

CCPEC Agency:

Dept Number (if applicable):

Reporting Period (1, 2, 3, or 4)

RUHS - Medical Center

0

2

NARRATIVE

1. Description of current budget status, including any known or potential problem areas within the budget and options and/or recommendations for addressing these issues

The Health and Human Services (HHS) expenditure report includes costs for the Riverside University Health System including Behavioral Health, the Medical Center, and Correctional Health. 2nd Quarter Actual expenditures for FY 16/17 are \$14.6M, annualized expenditures are projected to be \$29.3M or \$0.3M over the approved AB109 budget. The Medical Center actual expenditures are \$2.4M, annualized expenditures are projected to be \$4.6M or \$74K over budget.

2. Provide a summary of AB 109 activities performed during the reporting period (if desired, copies of the monthly CCPEC reports may be attached)

Riverside University Health System (RUHS) provides a full array of healthcare services to AB109 clients. The service delivery team includes Behavioral Health, Correctional Health, and the Medical Center. RUHS Medical Center and Care Clinics provide a full variety of inpatient and outpatient care to AB109 clients including radiology, CT scans, laboratory, respiratory therapy, physical therapy, EKG, and emergency room services.

During the 2nd quarter of FY 16/17, The Medical Center provided 739 inpatient days and 630 outpatient visits to the AB109 population.

Reporting Period: 7/1/16 - 6/30/17

Prepared by: Paul Gonzales, Administrative Services Manager

Approved by: Joe Zamora, Assistant Mental Health Director

Date: 1/17/17

Date: 1/17/17

**AB 109 Community Corrections Partnership Executive Committee
 FY 2015/16 Financial Report - Operating Funds
 7/1/16 - 12/31/16**

CCPEC Agency: PACT
 Dept Number (if applicable): 26002107000 (PC 14A)
 Reporting Period (1, 2, 3, or 4): 2

Level	Description	FY 16/16 Budget	80% Of Budget	7/1/16 - 12/31/16 Actuals	10/1/16-6/30/17 Estimates	FY 16/17 Year-end Estimates	Year-end Variance	Full-Year (On-Going) Estimates
1	Salaries & Benefits	\$1,519,404	\$759,702	\$303,205	\$1,216,199	\$1,519,404	\$0	\$0
2	Supplies & Services	200,000	100,000	3,076	196,924	200,000	0	0
3	Other Charges	0	0	0	0	0	0	0
4	Fixed Assets	0	0	0	0	0	0	0
7	Interfund Transfers	0	0	0	0	0	0	0
Total Expenditures		\$1,719,404	\$859,702	\$306,282	\$1,413,122	\$1,719,404	\$0	\$0

Code	Description	FY 16/16 Budget	50% Of Budget	7/1/16 - 12/31/16 Actuals	10/1/16-6/30/17 Estimates	FY 16/17 Year-end Estimates	Year-end Variance	Full-Year (On-Going) Estimates
Total Dept. Revenue		\$1,719,404	\$859,702	\$271,000	\$1,448,404	\$1,719,404	\$0	\$0
NET COSI		\$0	\$0	\$306,282	\$1,448,404	\$1,719,404	\$0	\$0

**AB 109 Community Corrections Partnership Executive Committee
 FY 2015/16 Financial Report - Operating Funds
 7/1/16 - 12/31/16**

CCPEC Agency: PACT
 Dept Number (if applicable): 26002107000 (PC 14A)
 Reporting Period (1, 2, 3, or 4): 4

NARRATIVE

1. Description of current budget status, including any known or potential problem areas within the budget and options and/or recommendations for addressing these issues (Please include in this section budget details such as number of filled/vacant positions, fixed asset expenditures, etc.)

	Total Payment Detail	
City of Beaumont	\$ -	No invoices have been received
Cathedral City	\$ 107,753	Paid through November Invoices
City of Coachella	\$ -	No invoices have been received
City of Corona	\$ -	No invoices have been received
City of Desert Hot Springs	\$ -	No invoices have been received
City of Hemet	\$ 93,008	Paid through November Invoices
City of Palm Springs	\$ 70,138	Paid through November Invoices
City of Riverside	\$ -	No invoices have been received
City of San Jacinto	\$ 35,384	Paid through September Invoices
TOTAL YTD 12/31/16	\$ 306,282	

2. Provide a summary of AB 109 activities performed during the reporting period (if desired, copies of the monthly CCPEC reports may be attached).

The collaboration and coordination of local law enforcement agencies is essential in ensuring the successful operation of the AB109 program. Multi-agency Post-release Accountability and Corrections Teams (PACT) were established to augment efforts to supervise high-risk offenders and apprehend absconders. The primary mission of PACT is to allow local law enforcement agencies to work with the Probation Department to focus on "high risk" and "at large" PRCS offenders that pose the most risk to public safety. There are currently three (3) PACTs operating in the West, Central, and East regions of the county dedicated to identifying, investigating, locating and apprehending "non-compliant" PRCS offenders.

Reporting Period: 7/1/16 - 12/31/16

Prepared by: Viola Becker

Approved by: Cherilyn Williams, Admin Svcs Mgr. II

Date: 1/19/16

Date:



Proposition 57: Credit Earning for Inmates Frequently Asked Questions March 2017

In November, California voters overwhelmingly passed Proposition 57 (64% to 35%), which gives California Department of Corrections and Rehabilitation (CDCR) inmates the ability to earn additional credits for sustained good behavior and for approved rehabilitative or educational achievements. The current credit-earning system is based on the crime committed. This new system will be based on conduct and participation in programs. Under Proposition 57, the department will incentivize inmates to take responsibility for their own rehabilitation; promote public safety by encouraging inmates to pursue educational, vocational, and self-improvement activities; and reduce recidivism by increasing the likelihood that inmates will successfully transition back into our communities.

What are the credits inmates can earn under Proposition 57?

Inmates are expected to work or participate in rehabilitative programs and activities to prepare for their eventual return to society. Under Proposition 57, inmates who comply with the rules, avoid violence, and perform duties assigned to them, will be eligible to earn Good Conduct Credits. Inmates who participate in approved rehabilitative programs and activities shall be eligible to earn Milestone Completion Credits, Rehabilitative Achievement Credits, or Educational Merit Credits.

Credits earned for good conduct and rehabilitative and educational achievements can advance an inmate's release date if sentenced to a determinate term, or advance an inmate's initial parole hearing date if sentenced to an indeterminate term with the possibility of parole. (*Note: A determinate term is a sentence of specified length. An indeterminate term is a sentence of unspecified length which ends only when the inmate is granted parole by the Board of Parole Hearings.*) Inmates who violate prison rules will have credits revoked.

Who is eligible?

All inmates other than condemned inmates and those serving sentences of life without the possibility of parole can be eligible to earn Good Conduct Credit, Milestone Completion Credit, Rehabilitative Achievement Credit, and Educational Merit Credit.

What are Good Conduct Credits under Proposition 57?

Most inmates currently receive some form of Good Conduct Credits. These credits are awarded to eligible inmates who comply with all the rules within a prison and perform



the duties as assigned on a regular basis. Effective May 1, 2017, Good Conduct Credits will be awarded according to the following table:

Good Conduct Credits Table (GCC):

Inmates Eligible	Current GCC Credits	Proposed GCC Credit Changes
<ul style="list-style-type: none"> Violent offenders serving determinate sentences or indeterminate life sentences 	Zero to 15%	20%
<ul style="list-style-type: none"> Non-violent second- and third-strikers 	Zero to 33.3%	33.3%
<ul style="list-style-type: none"> Day-for-day offenders 	50%	50%
<ul style="list-style-type: none"> Offenders with violent offenses serving in fire camps 	15%	50%
<ul style="list-style-type: none"> Day-for-day minimum-custody offenders Non-violent offenders serving in fire camps 	33.3% to 66.6%	66.6%

What are Milestone Completion Credits?

Milestone Completion Credits will be awarded for achievement of a distinct objective in approved rehabilitative programs, including academic, vocational, and significant self-help program. Milestone Credits are currently capped at a maximum of six weeks in a 12-month consecutive period. The proposed regulations will expand the Milestone Credits to 12 weeks in a 12-month consecutive period, starting on August 1, 2017.

What are Rehabilitative Achievement Credits?

Hundreds of self-help and volunteer public service activities offered in California prisons are intended to provide meaningful rehabilitative programming to our inmate population. Currently, there is no credit-earning attached to self-help activities. Proposition 57 changes that, and subtracts up to one month per year from an inmate's sentence for participating in up to 208 hours of eligible self-help programs. The department is currently evaluating the various self-help activities to determine which will qualify for the credits.

What are Education Merit Credits?

Education Merit Credits will recognize the achievements of inmates who earn a high school diploma or GED, higher education degrees, such as an AA or a BA, and the offender mentor certification program that's available at several of our prisons. Offenders must earn at least 50 percent or more of the degree or diploma during their current term in order to receive Education Merit Credits. Because it can take years to earn a college degree, inmates who achieve that goal will be given three-to-six month



one-time reductions. These credits will take effect in August 2017, but will be applied retroactively.

Can an inmate lose credits?

CDCR can revoke Good Conduct Credits, Milestone Completion Credits, and Rehabilitative Achievement Credits as a result of disciplinary infractions and rules violations. Educational Merit Credits are not subject to forfeiture for disciplinary reasons.

Why are the credits being implemented incrementally?

The changes proposed in the Proposition 57 regulations require CDCR to properly provide training to staff, as well as update information technology systems, and revise credit calculations systems.

For additional information, please contact Matthew Westbrook, AGPA or Albert Rivas, Chief, Office of External Affairs at (916) 445-4950.

**Estimated Additional PRCS Impact by County
Proposition 57**

<u>Release County</u>	<u>Estimated Additional PRCS Releases for Proposition 57</u>	<u>Estimated Annual PRCS Costs*</u>
Alameda County	12	\$ 123,000
Alpine County	1	\$ 10,250
Amador County	1	\$ 10,250
Butte County	6	\$ 61,500
Calaveras County	1	\$ 10,250
Colusa County	1	\$ 10,250
Contra Costa County	6	\$ 61,500
Del Norte County	1	\$ 10,250
El Dorado County	2	\$ 20,500
Fresno County	31	\$ 317,750
Glenn County	1	\$ 10,250
Humboldt County	2	\$ 20,500
Imperial County	3	\$ 30,750
Inyo County	1	\$ 10,250
Kern County	25	\$ 256,250
Kings County	6	\$ 61,500
Lake County	2	\$ 20,500
Lassen County	1	\$ 10,250
Los Angeles County	165	\$ 1,691,250
Madera County	4	\$ 41,000
Marin County	1	\$ 10,250
Mariposa County	1	\$ 10,250
Mendocino County	2	\$ 20,500
Merced County	7	\$ 71,750
Modoc County	1	\$ 10,250
Mono County	1	\$ 10,250
Monterey County	7	\$ 71,750
Napa County	1	\$ 10,250
Nevada County	1	\$ 10,250
Orange County	23	\$ 235,750
Placer County	5	\$ 51,250
Plumas County	1	\$ 10,250
Riverside County	54	\$ 553,500
Sacramento County	32	\$ 328,000
San Benito County	1	\$ 10,250
San Bernardino County	58	\$ 594,500
San Diego County	45	\$ 461,250
San Francisco County	3	\$ 30,750
San Joaquin County	16	\$ 164,000
San Luis Obispo County	3	\$ 30,750
San Mateo County	5	\$ 51,250
Santa Barbara County	5	\$ 51,250
Santa Clara County	14	\$ 143,500
Santa Cruz County	3	\$ 30,750
Shasta County	8	\$ 82,000
Sierra County	1	\$ 10,250
Siskiyou County	1	\$ 10,250
Solano County	5	\$ 51,250
Sonoma County	4	\$ 41,000
Stanislaus County	12	\$ 123,000
Sutter County	3	\$ 30,750
Tehama County	3	\$ 30,750
Trinity County	1	\$ 10,250
Tulare County	9	\$ 92,250
Tuolumne County	2	\$ 20,500
Ventura County	8	\$ 82,000
Yolo County	4	\$ 41,000
Yuba County	3	\$ 30,750
Total	626	\$ 6,416,500

*PRCS costs are estimated at \$10,250 per offender.



RIVERSIDE COUNTY PROBATION DEPARTMENT

Serving Courts • Protecting Communities • Changing Lives

MARK A. HAKE
CHIEF PROBATION OFFICER

AB 109 STATUS REPORT

Date of Report: March 1, 2017



	<u>POST-RELEASE COMMUNITY SUPERVISION</u>	<u>MANDATORY SUPERVISION</u>
<u>Clients Ordered By The Court Since 10/1/11:</u>	N/A	6,561
<u>Completed Prison Sentence Since 10/1/11:</u>	10,253	N/A
<u>Clients Assigned To A Caseload:</u>	1,496	935
High:	721 48%	315 34%
Medium:	558 37%	340 36%
Low:	217 15%	280 30%
Pending Assessment:	156	135
Grand Total Active Supervision:	1,652	1,070
<u>Revocation Petitions Since 10/1/11:</u>	8,818	10,832
New Offense:	2,632 30%	4,507 42%
New Offense Offenders:	1,897	2,202
Technical:	6,186 70%	6,325 58%
Technical Offenders:	2,682	3,002
Dismissed/ Withdrawn:	275	336
<u>Flash Incarcerations Since 10/1/11:</u>	2,671	N/A
Flash Incarceration Offenders:	1,657	N/A
Grand Total PRCS and MS Offenders Active Supervision:	<u>2,722</u>	

RIVERSIDE COUNTY PROBATION DEPARTMENT
Post Release Community Supervision (PRCS)
Population by City as of March 1, 2017
Active Supervision: 1,652 Offenders
Male: 1,536 Female: 116

PRCS Riverside County					
Anza	3	La Quinta	10	Rubidoux	1
Banning	25	Lake Elsinore	50	San Jacinto	45
Beaumont	23	Mead Valley	0	Sky Valley	1
Bermuda Dunes	1	Mecca	4	Sun City	21
Blythe	15	Menifee	9	Temecula	30
Cabazon	8	Mira Loma	14	Thermal	6
Calimesa	3	Moreno Valley	131	Thousand Palms	4
Canyon Lake	2	Murrieta	21	Whitewater	5
Cathedral City	24	Norco	8	Wildomar	20
Cherry Valley	2	North Palm Springs	1	Winchester	7
Coachella	19	North Shore	2	Transitional Housing in Riverside County	50
Corona	49	Nuevo	5	Residential Treatment in Riverside County	15
Desert Hot Springs	46	Palm Desert	14		
Eastvale	1	Palm Springs	24		
Hemet	119	Perris	99	Total	1,272
Homeland	12	Quail Valley	5	Res. Out of County	72
Idyllwild	2	Rancho Mirage	4	Res. Out of State	12
Indio	62	Riverside	241	Transitional Housing Out of County	1
Jurupa Valley	7	Romoland	2	Residential Treatment Out of County	8
PRCS Homeless					
Banning	10	Mead Valley	0	San Jacinto	8
Beaumont	3	Mecca	1	Sun City	1
Blythe	8	Menifee	2	Temecula	4
Cabazon	0	Mira Loma	0	Thermal	1
Cathedral City	2	Moreno Valley	14	Thousand Palms	2
Cherry Valley	0	Murrieta	4	Wildomar	2
Coachella	3	Norco	1	Winchester	0
Corona	19	Nuevo	0		
Desert Hot Springs	7	Palm Desert	3		
Hemet	28	Palm Springs	17		
Homeland	2	Perris	11	Total	278
Indio	18	Quail Valley	0	Out of County	9
Jurupa Valley	0	Rancho Mirage	1	Out of State	0
La Quinta	1	Riverside	100		
Lake Elsinore	5	Rubidoux	0		

RIVERSIDE COUNTY PROBATION DEPARTMENT

Mandatory Supervision (MS)

Population by City as of March 1, 2017

Active Supervision: 1,070 Offenders

Male: 865 Female: 205

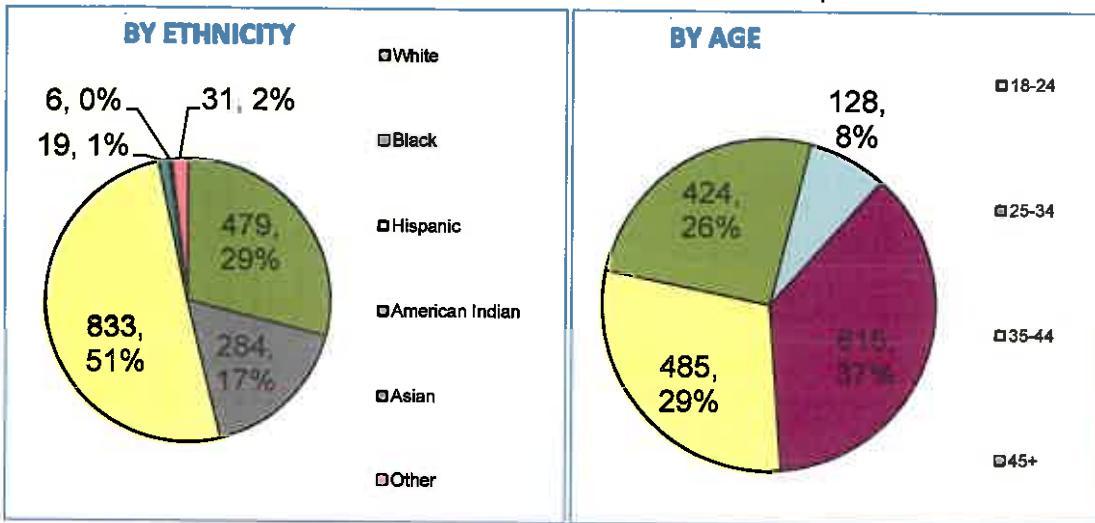
Active Mandatory Supervision Riverside County					
Aguanga	1	Jurupa Valley	13	Romoland	1
Anza	0	La Quinta	10	San Jacinto	23
Banning	9	Lake Elsinore	31	Sky Valley	0
Beaumont	8	March Air Reserve Base	0	Sun City	20
Bermuda Dunes	2	Mead Valley	0	Temecula	12
Blythe	10	Mecca	5	Thermal	10
Cabazon	1	Menifee	10	Thousand Palms	1
Calimesa	2	Mira Loma	10	Whitewater	1
Canyon Lake	2	Moreno Valley	77	Wildomar	11
Cathedral City	15	Murrieta	15	Winchester	4
Cherry Valley	2	Norco	7	Woodcrest	0
Coachella	30	North Palm Springs	0	Transitional Housing in Riverside County	28
Corona	46	North Shore	1	Residential Treatment in Riverside County	7
Desert Hot Springs	34	Nuevo	5		
Eastvale	1	Palm Desert	6		
Hemet	62	Palm Springs	18	Total	816
Homeland	5	Perris	60	Res. Out of County	100
Idyllwild	1	Quail Valley	3	Res. Out of State	23
Indio	45	Rancho Mirage	3	Transitional Housing Out of County	1
Indio Hills	0	Riverside	148	Residential Treatment Out of County	3
Active Mandatory Supervision Homeless					
Banning	3	Indio	9	Riverside	43
Beaumont	0	Jurupa Valley	1	Romoland	0
Blythe	0	La Quinta	0	San Jacinto	2
Cabazon	0	Lake Elsinore	5	Sun City	0
Canyon Lake	0	Mecca	0	Temecula	4
Calimesa	0	Menifee	1	Thermal	0
Cathedral City	2	Mira Loma	0	Thousand Palms	0
Coachella	1	Moreno Valley	2	Whitewater	0
Cherry Valley	0	Murrieta	1	Wildomar	0
Corona	16	Norco	0		
Desert Hot Springs	3	Palm Desert	3		
Hemet	13	Palm Springs	8	Total	121
Homeland	1	Perris	3	Out of County	5
Idyllwild	0	Quail Valley	0	Out of State	1

RIVERSIDE COUNTY PROBATION

Post-release Community Supervision Fact Sheet

Offenders Under Supervision

Data as of
March 1, 2017



Supervisorial District

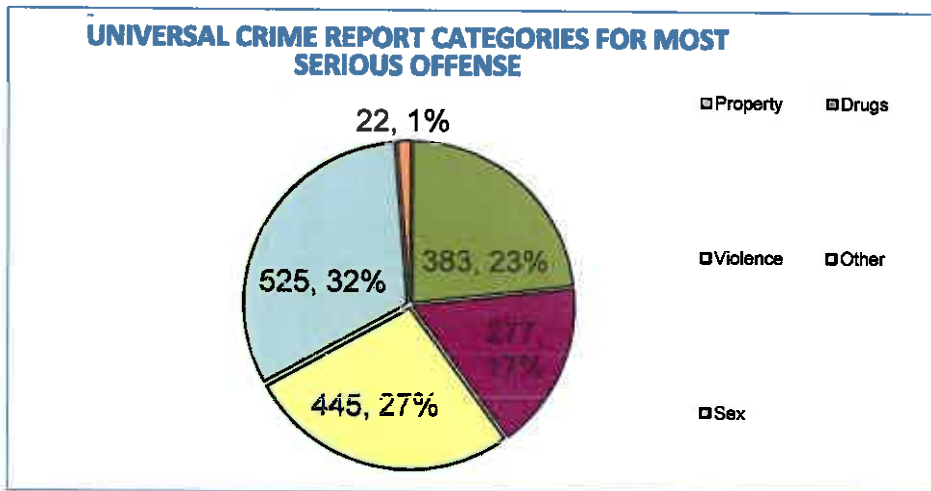
District	Count	Percentage
District 1	361	22%
District 2	259	16%
District 3	306	19%
District 4	304	18%
District 5	320	19%
Out of County	102	6%
Total	1,652	

Gender

Males	1,536	93%
Females	116	7%
Total	1,652	

Resides In:

Aguanga	0	Idyllwild	2	Nuevo	5
Anza	3	Indian Wells	0	Palm Desert	14
Banning	25	Indio	62	Palm Springs	24
Beaumont	23	Jurupa Valley	7	Perris	99
Bermuda Dunes	1	La Quinta	10	Quail Valley	5
Blythe	15	Lake Elsinore	50	Rancho Mirage	4
Cabazon	8	March Air Reserve Base	0	Riverside	241
Calimesa	3	Mead Valley	0	Romoland	2
Canyon Lake	2	Mecca	4	Rubidoux	1
Cathedral City	24	Menifee	9	San Jacinto	45
Cherry Valley	2	Mira Loma	14	Sky Valley	1
Coachella	19	Moreno Valley	131	Sun City	21
Corona	49	Mountain Center	0	Temecula	30
Desert Hot Springs	46	Murrieta	21	Thermal	6
Eastvale	1	Norco	8	Thousand Palms	4
Hemet	119	North Palm Springs	1	Whitewater	5
Homeland	12	North Shore	2	Wildomar	20
				Winchester	7
				Resident (Riv. County)	1,207
				Homeless (Riv. County)	343
				Out of Co./State Resident	102
				Total	1,652



Sub-Categories

Crimes Against Children	34
Domestic Violence	191
Drug/Manufacture/Sell	172
Drug/Possess/Use	103
DUI	41
Other	155
Possession of Weapon	329
Property/Other	25
Property/Theft	358
Sex	22
Use of Firearms/Weapons	1
Violence	219
Total	1,652



RIVERSIDE COUNTY SHERIFF'S DEPARTMENT

STAN SNIFF, SHERIFF / CORONER

To: CCP Executive Committee

Date: March 1, 2017

From: Sheriff Stan Sniff

Point of Contact: Chief Deputy Scot Collins (951) 955-2466, scollins@riversidesheriff.org

RE: AB 109 Impact Update

Since State Prison Realignment under AB 109 went into effect, the jails in Riverside County have experienced a substantial increase in inmate population. In the first week of January 2012, our facilities hit maximum capacity, requiring us to initiate releases pursuant to a federal court order to relieve overcrowding. Since that date, our jail population has consistently remained at maximum capacity. Overcrowding forced the early release of 3,286 inmates in 2015. This number climbed to 5,782 in 2016. The 2017 year-to-date federal release number stands at 1,118. In an effort to relieve overcrowding and curb early releases, we are utilizing alternative sentencing programs such as Fire Camp, SECP (electronic monitoring), and out-of-county contract inmate beds.

Inmate bookings since AB 109 went into effect which are directly related to realignment are:

Parole Violations (3056 PC)¹

- 16,567 inmates booked (11,058 booked for violation only; 5,509 had additional charges)
- 76 inmates in custody

Flash Incarcerations (3454 PC)²

- 2,890 inmates booked
- 7 inmates in custody

Post Release Community Supervision Violations (3455 PC)³

- 9,388 inmates booked (4,898 booked for a violation only; 4,490 had additional charges).
- 71 inmates in custody

Inmates Sentenced under 1170(h) PC for Felony Sentence to be served in County Jail⁴

- 12,199 inmates sentenced
- 386 inmates in custody
- 151 of these inmates are sentenced to 3 years or more
- Longest sentence: 13 years

¹ 3056 PC (Parole Violation) - Period of detention in a county jail due to a violation of an offender's condition of parole.

² 3454 PC (Flash Incarceration) - Period of detention in a county jail due to a violation of an offender's condition of post release supervision (1-10 days).

³ 3455 PC (PRCS) - Period of detention in a county jail due to a violation of an offender's condition of post release supervision (not to exceed 180 days).

⁴ 1170 (h) PC – Sentenced felony offenders serving their time in a county jail as opposed to state prison.

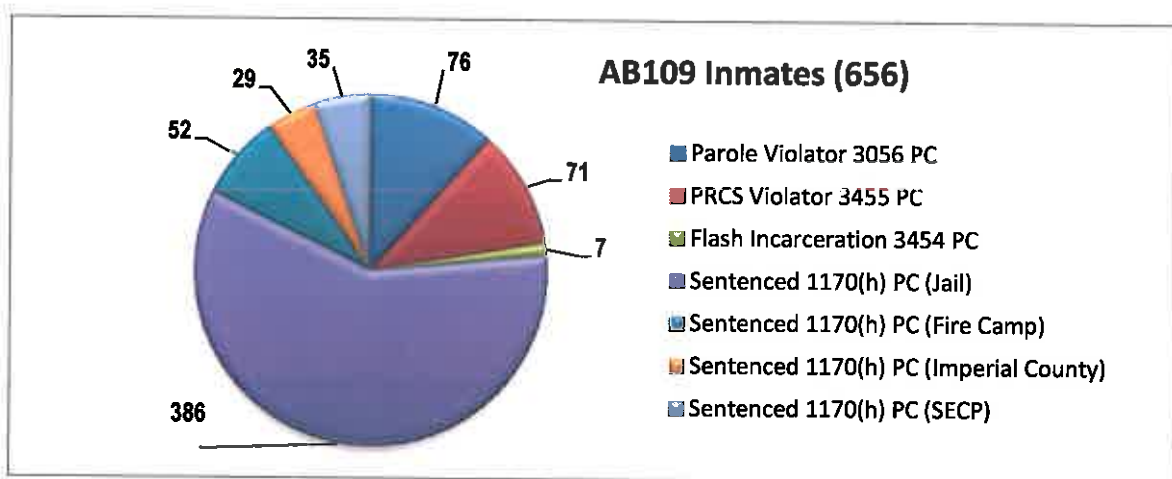
Alternative Incarceration Methods⁵

Alternative incarceration methods include: The California Department of Corrections and Rehabilitation (CDCR) Fire Camp, Supervised Electronic Confinement Program (SECP), and contracted inmate beds in Imperial County.

- Since June 2013, 119 fire camp participants completed the program
- 52 current fire camp participants
- Since January 2012, 1,046 full-time SECP participants
- 35 of RSO’s SECP current full-time participants are 1170(h) inmates
- 29 inmates are currently housed in an Imperial County contract bed

Summary

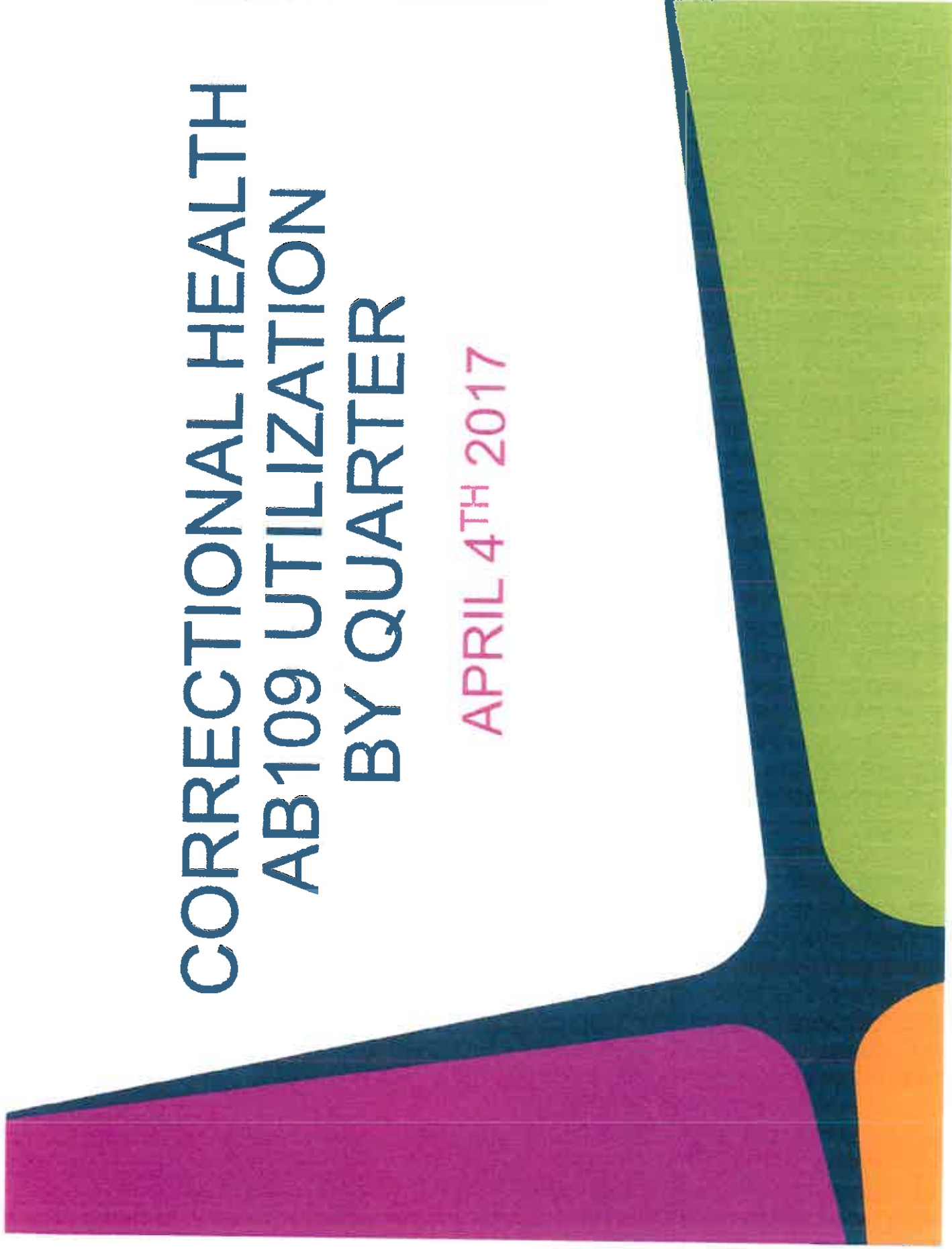
The total number of inmates to date booked directly or sentenced to jail due to realignment is 31,045. The number of those currently remanded to the custody of the Riverside Sheriff’s Department is 656.




⁵ Alternative Incarceration Methods – Housing or monitoring sentenced inmates outside of the County Jail.

CORRECTIONAL HEALTH AB109 UTILIZATION BY QUARTER

APRIL 4TH 2017

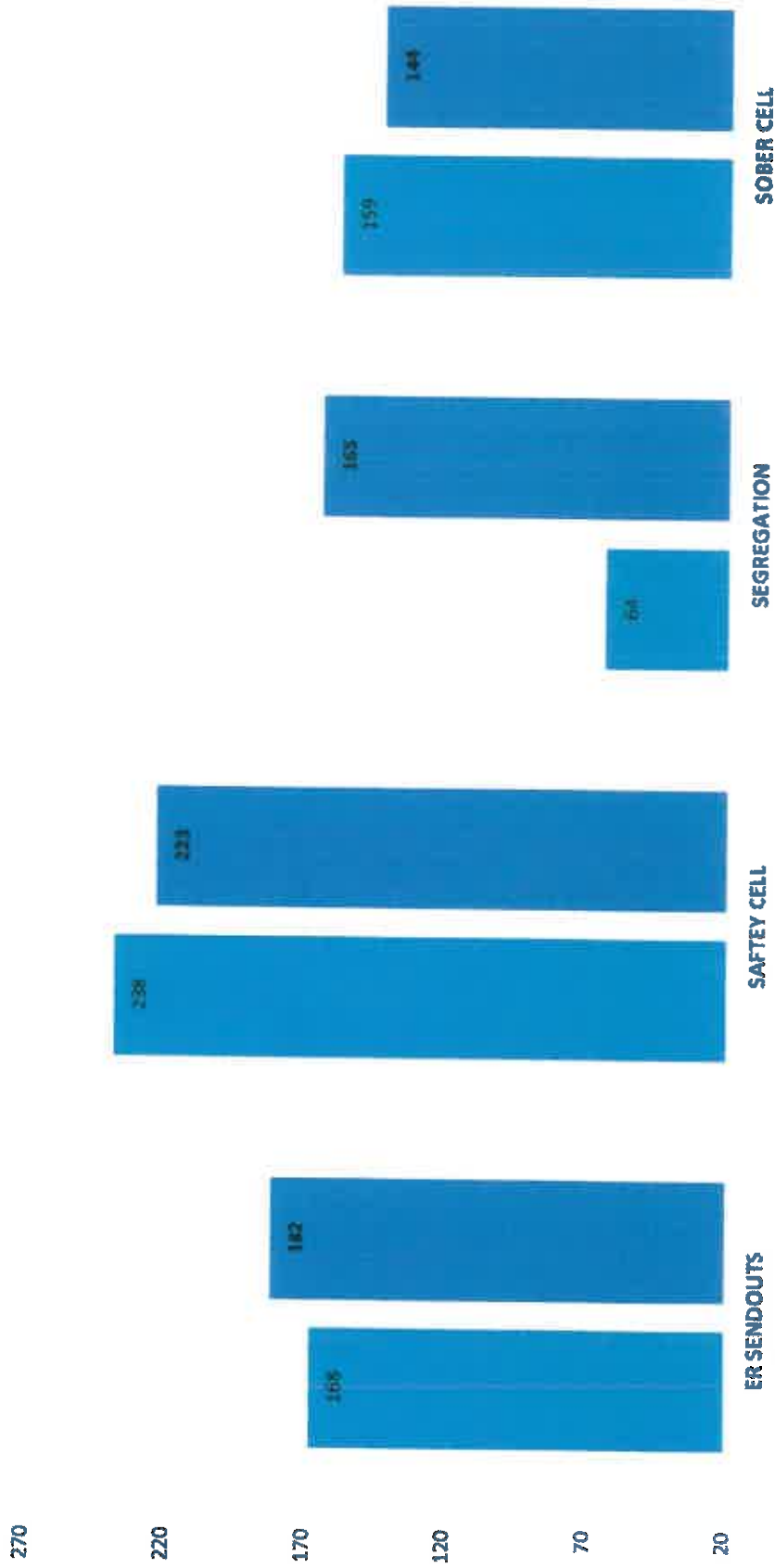


SCREENING AND ASSESSMENT




■ Q4 - 2016 ■ Q1 - 2017

SPECIALITY CARE

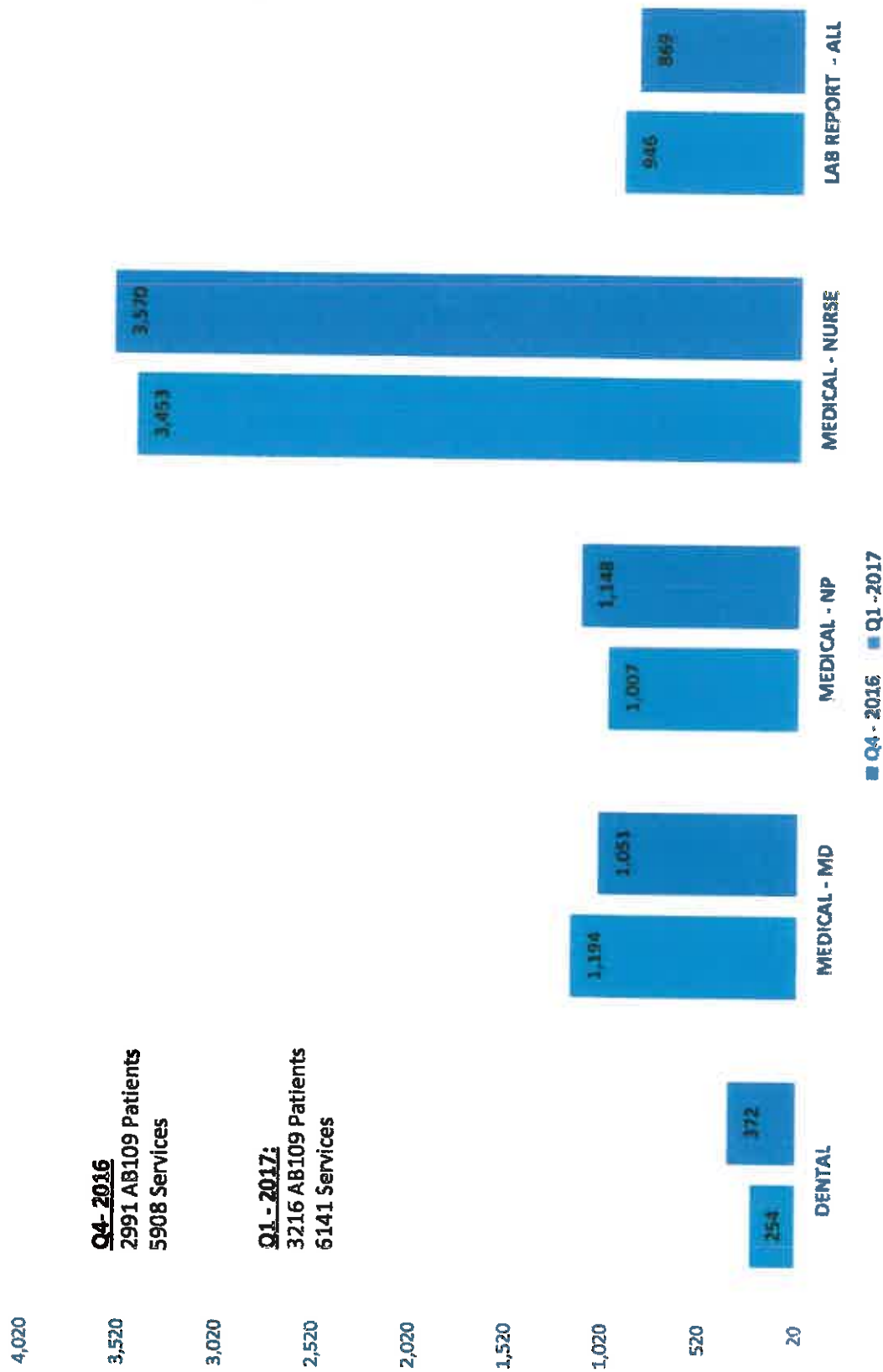


■ Q4 - 2016 ■ Q1 - 2017

MEDICATIONS DISTRIBUTED



SERVICES




Q4 - 2016
 2991 AB109 Patients
 5908 Services

Q1 - 2017:
 3216 AB109 Patients
 6141 Services



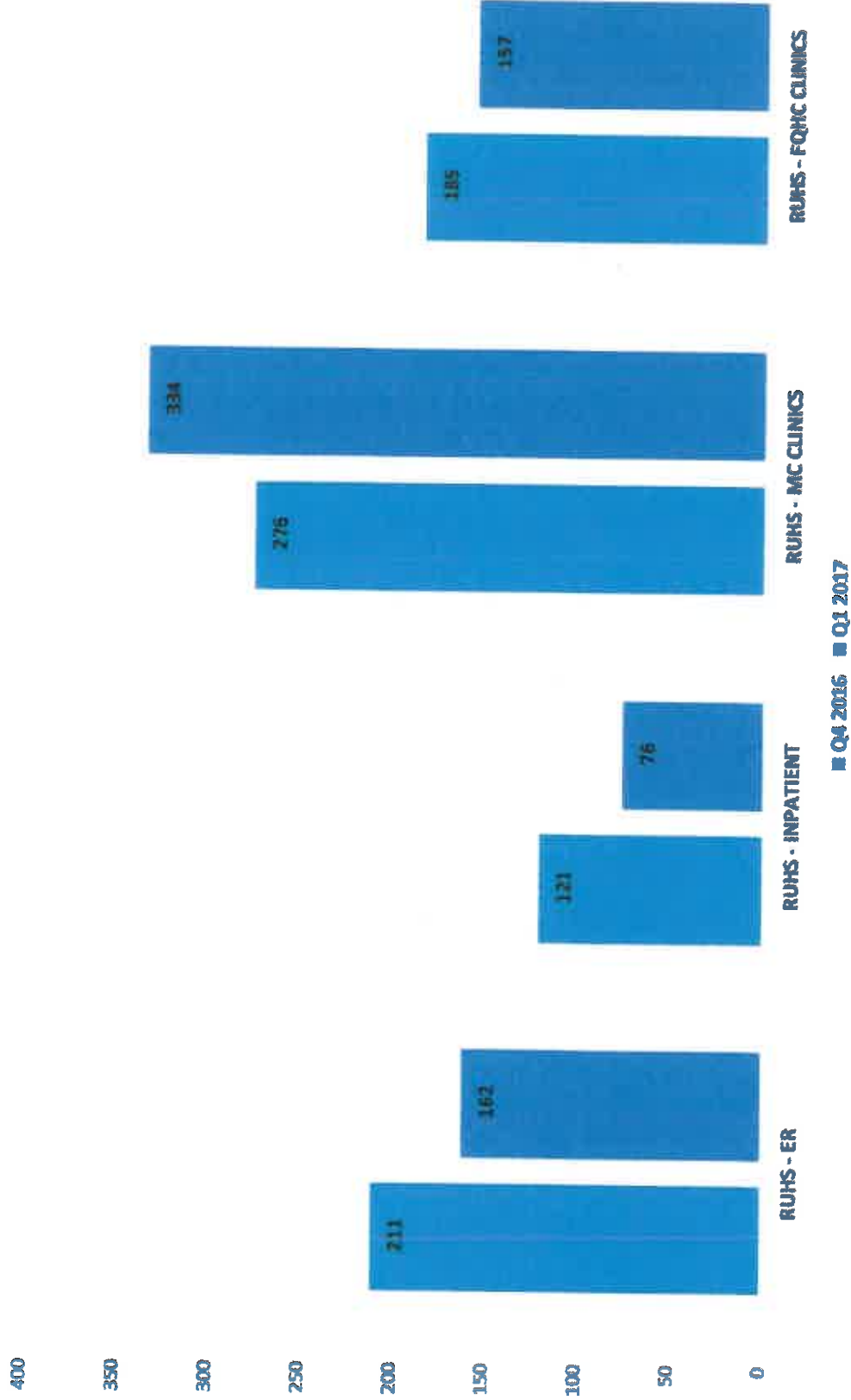
REFUSAL



REFUSAL

■ Q4 - 2016 ■ Q1 - 2017

POST DISCHARGE ENCOUNTERS







MICHAEL A. HESTRIN
DISTRICT ATTORNEY

MEMORANDUM

April 4, 2017

TO: Executive Committee of the Community Corrections Partnership
FROM: Michael A. Hestrin, District Attorney
SUBJECT: AB109 Mid-Year Report

Prosecutorial activity directly related to realignment efforts Fiscal Year 16/17 (7/1/16 to 2/28/17):

Supervised Release Violations Filed (PRCS)

- 1,304 cases of release violations

Parole Violations Filed

- 432 cases of parole violations

Felony Cases Filed Involving Supervised Release Violations (PRCS) or Parole Violations

- 9,928 new felony cases involving PRCS or Parole Violations

Prosecutorial activity directly related to realignment efforts thus far include (Calendar Year: 1/1/16 through 12/31/16):

Supervised Release Violations Filed (PRCS)

- 2,276 cases of release violations

Parole Violations Filed

- 954 cases of parole violations

Felony Cases Filed Involving Supervised Release Violations (PRCS) or Parole Violations

- 18,411 new felony cases involving PRCS or Parole Violations

PACT Team Activities

Monthly averages taken from the first two months of 2017, as compared to overall averages taken from calendar year 2016, show that PACT Team Activities, specifically total searches and arrests are on target to increase by 27%, should reasonably result in a greater projected number of violations (PRCS, MS Probation and Parole).