

**RIVERSIDE COUNTY
COMMUNITY CORRECTIONS PARTNERSHIP EXECUTIVE COMMITTEE**

Downtown Law Building
3960 Orange Street, 5th Floor Conference Room, Riverside, CA
January 8, 2019, 1:30 P.M.

AGENDA

1. Call to Order – Roll Call
2. Approval of Minutes – Action Item
- November 6, 2018
3. University of California Riverside Presley Center of Crime and Justice Studies –
Day Reporting Center Research Project – Discussion Item
4. EvalCorp Date – Discussion Item
5. Staff Reports – Discussion Items
 - a) Probation
 - b) Sheriff
 - c) Riverside University Health System
 - d) Police
 - e) District Attorney
 - f) Public Defender
 - g) Court
6. Public Comments
7. Next Meeting
- April 2, 2019; 1:30 P.M.

In accordance with State Law (The Brown Act):

- *The meetings of the CCP Executive Committee are open to the public. The public may address the Committee within the subject matter jurisdiction of this committee.*
- *Disabled persons may request disability-related accommodations in order to address the CCP Executive Committee. Reasonable accommodations can be made to assist disabled persons if requested 24-hours prior to the meeting by contacting Riverside County Probation Department at (951) 955-2830.*
- *The public may review open session materials at www.probation.co.riverside.ca.us under Related Links tab or at Probation Administration, 3960 Orange St., 6th Floor, Riverside, CA.*
- *Items may be called out of order.*

Riverside County
Community Corrections Partnership Executive Committee
3960 Orange St., 5th Floor Conference Room, Riverside, CA
November 6, 2018, 1:30 PM

1. Call to Order – Roll Call

The meeting was called to order by Chairman Mark Hake at 1:34 PM.

Roll call of the members:

Mark Hake, Chief Probation Officer, Chairman
Samuel Hamrick Jr., Superior Court
Steve Harmon, Public Defender, Vice Chairman
Michael Hestrin, District Attorney
Sean Thuilliez, Beaumont Police, Chief

Not in attendance:

Zareh Sarrafian, Assistant County Executive Officer
Stan Sniff, Sheriff

2. Approval of Minutes – Action Item

Mark Hake entertained a motion to approve the Community Corrections Partnership Executive Committee (CCPEC) meeting minutes dated September 11, 2018 (handout). The motion was moved by Sean Thuilliez and seconded by Mike Hestrin. The motion was approved as follows:

Aye: Hake, Harmon, Hestrin, Thuilliez
Nay: None
Absent: Sarrafian, Sniff
Abstain: None

3. FY 2018/19 First Quarter Budget Report and Modification Approval – Action Item

Probation Administrative Services Manager Cherilyn Williams provided an overview of the FY 2018/19 First Quarter Financial Report (handout). Included in the report was an update to the FY 2018/19 CCPEC budget. On October 11, 2018, the State issued the final Growth Allocation, which was \$37,820 less than previously expected. As a result of this reduction an overall budget reduction of 1.6%, for each agency was recommended. The impact to each agency would be minimal as indicated on page one of the report.

The Schedule A – Summary of Expenditures was prepared based on the financial schedules provided by each agency. It provided the actual expenditures for the first quarter ending September 30, 2018 and projected expenditures for the entire year. All agencies are projecting that they will fully expend their CCPEC allocation.

The financial reports for the second quarter are due on Tuesday, January 14, 2019.

The State allocations have been received as scheduled. To date, \$6.14M has been received.

Recommended motion: That the Community Corrections Partnership Executive Committee:

- Approve the revised operating budgets due to a \$37,820 (1.6%) reduction in the final State growth allocation; and,
- Receive and file the FY 2018/19 First Quarter Financial Report – Summary of Expenditures (Schedule A) and the individual CCPEC Agency Financial Reports.

Mark Hake entertained a motion to approve the two recommended motions. The motions was moved by Steve Harmon and seconded by Michael Hestrin. The motions were approved as follows:

Aye: Hake, Harmon, Hestrin, Thuilliez

Nay: None

Absent: Sarrafian, Sniff

Abstain: None

4. Proposed 2019 CCPEC Regular Meeting Dates – Action Item

Mark Hake entertained a motion to approve the 2019 CCPEC Regular Meeting dates (handout). The motion was moved by Sean Thuilliez and seconded by Mike Hestrin. The motion was approved as follows:

Aye: Hake, Harmon, Hestrin, Thuilliez

Nay: None

Absent: Sarrafian, Sniff

Abstain: None

5. University of California Riverside Presley Center of Crime and Justice Studies – Day Reporting Center Research Project – Discussion Item

Chief Hake stated that Probation and UCR are close to an agreement. A target date has not been set to take this before the Board. A date will be selected once the contract is agreed upon.

6. Workgroup Reports – Discussion Items

- a) Measurable Goals – Nothing new to report.
- b) Fiscal – Nothing new to report.
- c) Health and Human Services– Nothing new to report.
- d) Day Reporting Center – Nothing new to report.

Chief Hake suggested integrating the Workgroup Reports into the Staff Reports. The members agreed. This will be effective for future meetings.

7. Staff Reports – Discussion Items

- a) Probation – Assistant Director Elisa Porras briefly reviewed the AB 109 Status Report, Post-Release Community Supervision (PRCS) Fact Sheet and Mandatory Supervision/PRCS Population by City dated November 1, 2018 (handout).

- b) Sheriff – Chief Deputy Misha Graves briefly reviewed the Sheriff AB 109 Impact Update for the federal releases dated November 1, 2018 (handout).
- c) Riverside University Health System – Assistant Health Director Deborah Johnson briefly reviewed the year to date statistics from the AB 109 Realignment Court in Banning (handout).

Administrator for the AB 109 Programs, Andrew Williams, shared the AB 109 Dashboard with year-to-date data (handout).

The Correctional Health Services AB 109 Utilization Report was distributed for review (handout).

- d) Police – Nothing new to report.
- e) District Attorney – Nothing new to report.
- f) Public Defender – Nothing new to report.
- g) Court – The Court Realignment / Prop 47 Data was distributed for review (handout).

8. Public Comments

There were no public comments.

9. Next Meeting

January 8, 2019; 1:30 PM

The meeting was adjourned at 1:59 PM.

An attendance sheet was signed by all present and will be kept on file.

Meeting minutes submitted by Executive Secretary Cindy Napolitano.



RIVERSIDE COUNTY PROBATION DEPARTMENT

Serving Courts • Protecting Communities • Changing Lives

MARK A. HAKE
CHIEF PROBATION OFFICER

AB 109 STATUS REPORT

Date of Report: January 2, 2019



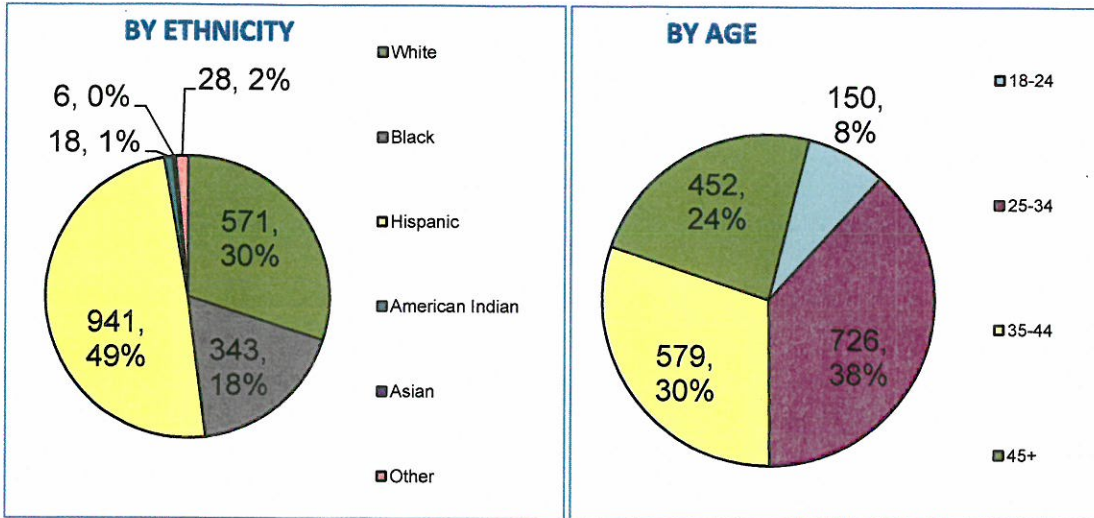
	POST-RELEASE COMMUNITY SUPERVISION	MANDATORY SUPERVISION
<u>Clients Ordered By The Court Since 10/1/11:</u>	N/A	7,814
<u>Completed Prison Sentence Since 10/1/11:</u>	12,828	N/A
<u>Clients Assigned To A Caseload:</u>	1,765	846
High:	994 56%	280 33%
Medium:	589 33%	240 28%
Low:	182 11%	326 39%
Pending Assessment:	142	151
Grand Total Active Supervision:	1,907	997
<u>Revocation Petitions Since 10/1/11:</u>	12,768	13,845
New Offense:	3,309 26%	5,739 41%
New Offense Offenders:	2,615	2,726
Technical:	9,459 74%	8,106 59%
Technical Offenders:	3,654	3,668
Dismissed/ Withdrawn:	995	423
<u>Flash Incarcerations Since 10/1/11:</u>	3,606	18
Flash Incarceration Offenders:	2,180	16
 Grand Total PRCS and MS Offenders Active Supervision:	 2,904	

RIVERSIDE COUNTY PROBATION

Post-release Community Supervision Fact Sheet

Offenders Under Supervision

Data as of
January 2, 2019



Supervisorial District

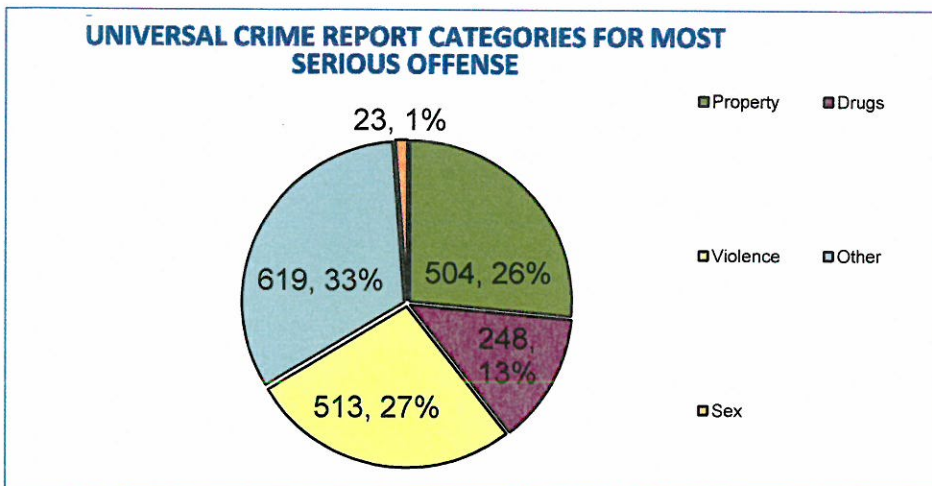
District	Count	Percentage
District 1	425	22%
District 2	321	17%
District 3	321	17%
District 4	306	16%
District 5	391	21%
Out of County	143	7%
Total	1,907	

Gender

Gender	Count	Percentage
Males	1,773	93%
Females	134	7%
Total	1,907	

Resides In:

Aguanga	2	Idyllwild	2	Palm Springs	16
Anza	2	Indio	57	Perris	91
Banning	25	Jurupa	0	Quail Valley	4
Beaumont	17	Jurupa Valley	5	Rancho Mirage	2
Blythe	24	La Quinta	14	Ripley	0
Cabazon	14	Lake Elsinore	39	Riverside	286
Calimesa	6	March Air Reserve Base	0	Romoland	0
Canyon Lake	3	Mecca	3	Rubidoux	0
Cathedral City	19	Menifee	14	San Jacinto	55
Cherry Valley	2	Mira Loma	13	Sky Valley	1
Coachella	14	Moreno Valley	136	Sun City	31
Corona	67	Murrieta	23	Temecula	18
Desert Center	0	Norco	16	Thermal	4
Desert Hot Springs	51	North Palm Springs	2	Thousand Palms	3
Eastvale	0	North Shore	0	Whitewater	2
Hemet	142	Nuevo	7	Wildomar	18
Homeland	7	Palm Desert	9	Winchester	7
				Yucca Valley	0
				Resident (Riv. County)	1,273
				Homeless (Riv. County)	491
				Out of Co./State Resident	143
				Total	1,907



Sub-Categories

Crimes Against Children	32
Domestic Violence	212
Drug/Manufacture/Sell	169
Drug/Possess/Use	79
DUI	59
Other	181
Possession of Weapon	379
Property/Other	40
Property/Theft	464
Sex	23
Use of Firearms/Weapons	2
Violence	267
Total	1,907

RIVERSIDE COUNTY PROBATION DEPARTMENT
Post Release Community Supervision (PRCS)
Population by City as of January 2, 2019
Active Supervision: 1,907 Offenders
Male: 1,773 Female: 134

PRCS Riverside County					
Aguanga	2	La Quinta	14	Rubidoux	0
Anza	2	Lake Elsinore	39	San Jacinto	55
Banning	25	March Air Reserve Base	0	Sky Valley	1
Beaumont	17	Mecca	3	Sun City	31
Blythe	24	Menifee	14	Temecula	18
Cabazon	14	Mira Loma	13	Thermal	4
Calimesa	6	Moreno Valley	136	Thousand Palms	3
Canyon Lake	3	Mountain Center	0	Whitewater	2
Cathedral City	19	Murrieta	23	Wildomar	18
Cherry Valley	2	Norco	16	Winchester	7
Coachella	14	North Palm Springs	2		
Corona	67	Nuevo	7	Transitional Housing in Riverside County	64
Desert Center	0	Palm Desert	9	Residential Treatment in Riverside County	19
Desert Hot Springs	51	Palm Springs	16		
Hemet	142	Perris	91	Total	1,356
Homeland	7	Quail Valley	4	Res. Out of County	108
Idyllwild	2	Rancho Mirage	2	Res. Out of State	13
Indio	57	Riverside	286	Transitional Housing Out of County	2
Jurupa Valley	5	Romoland	0	Residential Treatment Out of County	8
PRCS Homeless					
Banning	7	La Quinta	2	Riverside	146
Beaumont	5	Lake Elsinore	11	Rubidoux	0
Blythe	7	Mead Valley	0	San Jacinto	6
Cabazon	0	Mecca	0	Sun City	1
Cathedral City	8	Menifee	2	Temecula	8
Cherry Valley	1	Mira Loma	0	Thermal	0
Coachella	4	Moreno Valley	45	Thousand Palms	0
Corona	27	Murrieta	0	Whitewater	1
Desert Hot Springs	9	Norco	0	Wildomar	1
Eastvale	0	Nuevo	1	Winchester	2
Hemet	41	Palm Desert	2		
Home Gardens	1	Palm Springs	17		
Homeland	0	Perris	20	Total	408
Indio	30	Quail Valley	0	Out of County	12
Jurupa Valley	2	Rancho Mirage	1	Out of State	0

RIVERSIDE COUNTY PROBATION DEPARTMENT
Mandatory Supervision (MS)
Population by City as of January 2, 2019
Active Supervision: 997 Offenders
Male: 784 Female: 213

Active Mandatory Supervision Riverside County					
Aguanga	1	La Quinta	8	San Jacinto	15
Anza	5	Lake Elsinore	29	Sky Valley	0
Banning	12	March Air Reserve Base	0	Sun City	9
Beaumont	7	Mecca	7	Temecula	11
Bermuda Dunes	2	Menifee	5	Thermal	9
Blythe	12	Mira Loma	13	Thousand Palms	5
Calimesa	0	Moreno Valley	66	Whitewater	0
Canyon Lake	2	Mountain Center	0	Wildomar	9
Cathedral City	13	Murrieta	14	Winchester	2
Cherry Valley	0	Norco	8		
Chino Hills	0	North Shore	1	Transitional Housing in Riverside County	12
Coachella	18	Nuevo	2	Residential Treatment in Riverside County	8
Corona	46	Palm Desert	7		
Desert Hot Springs	26	Palm Springs	11		
Hemet	55	Perris	64	Total	707
Homeland	4	Quail Valley	2	Res. Out of County	115
Idyllwild	1	Rancho Mirage	2	Res. Out of State	27
Indio	32	Redlands	0	Transitional Housing Out of County	3
Jurupa Valley	7	Riverside	145	Residential Treatment Out of County	4
Active Mandatory Supervision Homeless					
Banning	2	Indio	10	Quail Valley	0
Beaumont	2	Jurupa Valley	2	Riverside	38
Bermuda Dunes	1	La Quinta	0	Romoland	0
Blythe	3	Lake Elsinore	4	Rubidoux	0
Cabazon	0	Mecca	0	San Jacinto	1
Calimesa	0	Menifee	1	Sun City	0
Cathedral City	1	Mira Loma	1	Temecula	3
Cherry Valley	0	Moreno Valley	6	Thousand Palms	1
Coachella	3	Murrieta	3	Wildomar	0
Corona	13	Norco	0		
Desert Hot Springs	5	Nuevo	1		
Hemet	14	Palm Desert	0	Total	133
Homeland	1	Palm Springs	13	Out of County	6
Idyllwild	0	Perris	4	Out of State	2



RIVERSIDE COUNTY SHERIFF'S DEPARTMENT

STAN SNIFF, SHERIFF / CORONER

To: CCP Executive Committee **Date:** January 2, 2019
From: Sheriff Stan Sniff
Point of Contact: Chief Deputy Cheryl Evans (951) 955-2587, caevans@riversidesheriff.org
RE: AB 109 Impact Update

Since State Prison Realignment under AB 109 went into effect, the jails in Riverside County have experienced a substantial increase in inmate population. In the first week of January 2012, our facilities hit maximum capacity, requiring us to initiate releases pursuant to a federal court order to relieve overcrowding. Since that date, our jail population has consistently remained at maximum capacity. In calendar year 2018 overcrowding forced the early release of 6,765 inmates. We continue to utilize alternative sentencing programs, such as Fire Camp, SECP (electronic monitoring), and out-of-county contract inmate beds, in an effort to relieve overcrowding and minimize early releases.

Inmate bookings since AB 109 went into effect which are directly related to realignment are:

Parole Violations (3056 PC)¹

- 21,736 inmates booked (14,445 booked for violation only; 7,291 had additional charges)
- 94 inmates in custody

Flash Incarcerations (3454 PC)²

- 3,813 inmates booked
- 4 inmates in custody

Post Release Community Supervision Violations (3455 PC)³

- 13,649 inmates booked (7,426 booked for a violation only; 6,223 had additional charges).
- 100 inmates in custody

Inmates Sentenced under 1170(h) PC for Felony Sentence to be served in County Jail⁴

- 16,086 inmates sentenced
- 452 inmates in custody (378 RSO facilities; 74 alternative housing)
- 178 of these inmates are sentenced to 3 years or more (132 RSO facilities; 46 alternative housing)
- Longest sentence: 20 years

¹ 3056 PC (Parole Violation) - Period of detention in a county jail due to a violation of an offender's condition of parole.

² 3454 PC (Flash Incarceration) - Period of detention in a county jail due to a violation of an offender's condition of post release supervision (1-10 days).

³ 3455 PC (PRCS) - Period of detention in a county jail due to a violation of an offender's condition of post release supervision (not to exceed 180 days).

⁴ 1170 (h) PC – Sentenced felony offenders serving their time in a county jail as opposed to state prison.

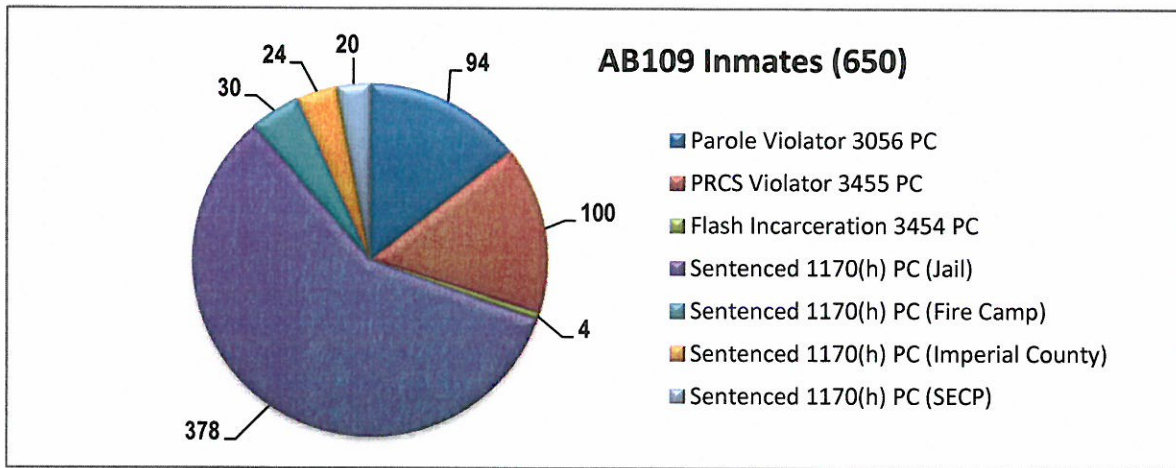
Alternative Incarceration Methods⁵

Alternative incarceration methods include: The California Department of Corrections and Rehabilitation (CDCR) Fire Camp, Supervised Electronic Confinement Program (SECP), and contracted inmate beds in Imperial County.

- Since June 2013, 188 fire camp participants completed the program
- 31 current fire camp participants
- Since January 2012, 1,494 full-time SECP participants
- 20 of RSO’s SECP current full-time participants are 1170(h) inmates
- 24 inmates are currently housed in an Imperial County contract bed

Summary

The total number of inmates to date booked directly or sentenced to jail due to realignment is 41,770. The number of those currently remanded to the custody of the Riverside Sheriff’s Department is 650.



⁵ Alternative Incarceration Methods – Housing or monitoring sentenced inmates outside of the County Jail.

PACT ANNUAL YTD ACTIVITY - FY 2018

SEARCHES	WEST	CENTRAL	EAST	TOTAL
PRCS Search	167	616	354	1137
MS Search	86	150	143	379
Probation Search	392	244	454	1090
Parole Search	83	75	61	219
Search Warrant	29	28	28	85
Arrest Warrant	225	47	157	429
TOTAL SEARCHES	982	1160	1197	3339

Bad Addresses	155	180	157	492
---------------	-----	-----	-----	-----

ARRESTS

Felony Arrest	360	108	231	699
Misd. Arrest	49	14	125	188

TOTAL ARRESTS

				0
Firearms	96	73	35	204
GTA Recoveries	34	26	11	71

On Sites	112	75	54	241
Assist Investigations	152	163	72	387
Assist Patrol	32	**	107	139
Surveillance	126	**	9	135

AB109/PRCS Violations	50	69	56	175
Probation Violations	39	3	43	85
Parole Violations	22	16	32	70
Total Violations	111	88	131	330