

**RIVERSIDE COUNTY
COMMUNITY CORRECTIONS PARTNERSHIP EXECUTIVE COMMITTEE**

This CCPEC Special Meeting will be a virtual meeting only due to precautions related to the spread of Coronavirus COVID-19.

Any public requests to speak during public comments must first register by completing the form (link below) and submitting at least 24 hours in advance.

<https://forms.rivco.org/ConstituentSpeakingRequest.aspx#gsc.tab=0>

Once registered, further information will be provided.

October 5, 2021, 1:30 P.M.

AGENDA

1. Call to Order – Roll Call
2. Adoption of Resolution No. 2021-001 – A Resolution of the CCPEC Authorizing Remote Teleconference Meetings for 30 days – Action Item
3. Link to June 1, 2021 Virtual CCPEC Meeting – Discussion Item
https://probation.co.riverside.ca.us/pdf/ccpec/CCPEC_Meeting_June_1_2021_1.pdf
4. FY 2020/21 Fourth Quarter Budget Report – Action Item
5. FY 2021/22 Budget Approval – Action Item
6. Public Safety Annual Realignment Plan – Action Item
7. Proposed 2022 CCPEC Regular Meeting Dates – Action Item
8. Staff Reports – Discussion Items
 - a) Probation
 - b) District Attorney
 - c) Public Defender
 - d) Sheriff's Department
 - e) Riverside University Health System
 - f) Police
 - g) Riverside Superior Court
9. Public Comments
10. Next Meeting - TBD

In accordance with State Law (The Brown Act):

- *The meetings of the CCP Executive Committee are open to the public. The public may address the Committee within the subject matter jurisdiction of this committee.*
- *Disabled persons may request disability-related accommodations in order to address the CCP Executive Committee. Reasonable accommodations can be made to assist disabled persons if requested 24-hours prior to the meeting by contacting Riverside County Probation Department at (951) 955-2830.*
- *Agenda will be posted 72 hours prior to meeting.*
- *The public may review open session materials at <https://probation.co.riverside.ca.us> under Related Links tab or at Probation Administration, 3960 Orange St., 6th Floor, Riverside, CA.*



Board of Supervisors

County of Riverside

RESOLUTION NO. 2021-001

**A RESOLUTION OF THE COMMUNITY CORRECTIONS PARTNERSHIP EXECUTIVE
COMMITTEE**

**AUTHORIZING REMOTE TELECONFERENCE MEETINGS
OF THE LEGISLATIVE BODIES OF COMMUNITY CORRECTIONS PARTNERSHIP
EXECUTIVE COMMITTEE**

FOR THE PERIOD OF OCTOBER 5, 2021 - NOVEMBER 4, 2021

PURSUANT TO THE RALPH M. BROWN ACT.

WHEREAS, all meetings of Community Corrections Partnership Executive Committee and its legislative bodies are open and public, as required by the Ralph M. Brown Act (Cal. Gov. Code §§ 54950 – 54963), so that any member of the public may attend, participate, and view the legislative bodies conduct their business; and

WHEREAS, the Brown Act, Government Code section 54953(e), makes provisions for remote teleconferencing participation in meetings by members of a legislative body, without compliance with the requirements of Government Code section 54953(b)(3), subject to the existence of certain conditions and requirements; and

WHEREAS, a required condition of Government Code section 54953(e) is that a state of emergency is declared by the Governor pursuant to Government Code section 8625, proclaiming the existence of conditions of disaster or of extreme peril to the safety of persons and property within the state caused by conditions as described in Government Code section 8558(b); and

WHEREAS, a further required condition of Government Code section 54953(e) is that state or local officials have imposed or recommended measures to promote social distancing, or, the legislative body holds a meeting to determine or has determined by a majority vote that meeting in person would present imminent risks to the health and safety of attendees; and

WHEREAS, on March 4, 2020, Governor Newsom issued a Proclamation of a State of Emergency

1 declaring a state of emergency exists in California due to the threat of COVID-19, pursuant to the California
2 Emergency Services Act (Government Code section 8625); and,

3 **WHEREAS**, on June 11, 2021, Governor Newsom issued Executive Order N-07-21, which
4 formally rescinded the Stay-at-Home Order (Executive Order N-33-20), as well as the framework for a
5 gradual, risk-based reopening of the economy (Executive Order N-60-20, issued on May 4, 2020) but did
6 not rescind the proclaimed state of emergency; and,

7 **WHEREAS**, on June 11, 2021, Governor Newsom also issued Executive Order N-08-21, which set
8 expiration dates for certain paragraphs of the State of Emergency Proclamation dated March 4, 2020 and
9 other Executive Orders but did not rescind the proclaimed state of emergency; and,

10 **WHEREAS**, as of the date of this Resolution, neither the Governor nor the state Legislature have
11 exercised their respective powers pursuant to Government Code section 8629 to lift the state of emergency
12 either by proclamation or by concurrent resolution the state Legislature; and,

13 **WHEREAS**, the California Department of Industrial Relations has issued regulations related to
14 COVID-19 Prevention for employees and places of employment. Title 8 of the California Code of
15 Regulations, Section 3205(5)(D) specifically recommends physical (social) distancing as one of the
16 measures to decrease the spread of COVID-19 based on the fact that particles containing the virus can travel
17 more than six feet, especially indoors; and,

18 **WHEREAS**, the Community Corrections Partnership Executive Committee finds that state or local
19 officials have imposed or recommended measures to promote social distancing, based on the California
20 Department of Industrial Relations' issuance of regulations related to COVID-19 Prevention through Title
21 8 of the California Code of Regulations, Section 3205(5)(D); and,

22 **WHEREAS**, as a consequence, the Community Corrections Partnership Executive Committee does
23 hereby find that it and its legislative bodies shall conduct their meetings by teleconferencing without
24 compliance with Government Code section 54953 (b)(3), pursuant to Section 54953(e), and that such
25 legislative bodies shall comply with the requirements to provide the public with access to the meetings as
26 prescribed by Government Code section 54953(e)(2).

27 ///

28 ///

1 **NOW, THEREFORE, BE IT RESOLVED, FOUND AND ORDERED** by the Board of
2 Supervisors, County of Riverside, State of California, in regular session assembled on October 5, 2021 does
3 hereby resolve as follows:

4 Section 1. Recitals. All of the above recitals are true and correct and are incorporated into this
5 Resolution by this reference.

6 Section 2. State or Local Officials Have Imposed or Recommended Measures to Promote Social
7 Distancing. The Community Corrections Partnership Executive Committee hereby proclaims that state
8 officials have imposed or recommended measures to promote social (physical) distancing based on the
9 California Department of Industrial Relations' issuance of regulations related to COVID-19 Prevention
10 through Title 8 of the California Code of Regulations, Section 3205(5)(D).

11 Section 3. Remote Teleconference Meetings. The Community Corrections Partnership
12 Executive Committee and any of its legislative bodies are hereby authorized and directed to take all actions
13 necessary to carry out the intent and purpose of this Resolution including, conducting open and public
14 meetings in accordance with Government Code section 54953(e) and other applicable provisions of the
15 Brown Act.

16 Section 4. Effective Date. This Resolution shall take effect immediately upon its adoption and
17 shall be effective until the earlier of (i) November 4, 2021, or (ii) such time the Community Corrections
18 Partnership Executive Committee adopts a subsequent resolution in accordance with Government Code
19 section 54953(e)(3) to extend the time during which its legislative bodies may continue to teleconference
20 without compliance with Section 54953(b)(3).

21 ADOPTED this Fifth day of October, 2021 by Community Corrections Partnership Executive
22 Committee, by the following vote:

23
24 YES:

25 NO:

26 ABSENT:

27 ABSTAIN:

28

**Submittal to the Community Corrections Partnership
Executive Committee
October 5, 2021**

Agenda Item #4

From: Fiscal Procedures Work Group

Subject: FY 2020/21 Community Corrections Partnership Executive Committee (CCPEC) Financial Reports for the period July 1, 2020 to June 30, 2021.

Background: On Thursday, October 6, 2020, the CCPEC approved the FY 2020/21 AB 109 budgets. Additionally, as previously approved by the CCPEC, the quarterly reporting template provides a method of financial reporting every 90 days by each CCPEC agency. The reporting period is for the twelve months ending June 30, 2021. The due date for the report was August 16, 2021.

The template includes a narrative component for providing budget status, identifying/addressing budget and program concerns, and a summary of AB 109 activities performed during the reporting period.

The Probation Department, as the fiscal administrator of the AB 109 Funds, has prepared the attached Summary of Expenditures (Schedule A) based on the financial schedules provided by each individual CCPEC agency. Each agency's submitted financial schedules are also included in the attached report.

Summary of Expenditures (Schedule A)

The attached FY 2020/21 Financial Report – Summary of Expenditures (Schedule A) summarizes the CCPEC agency budgets as approved on October 6, 2020:

- CCPEC Budget \$80.96M
 - \$69.04M FY 2020/21 Annual Allocation
 - \$7.54M FY 2019/20 State Rollover Funds
 - \$4.37M FY 2020/21 Backfill (\$750M)

- Other Funds \$4.21M
 - \$2.99M, additional funding for District Attorney and Public Defender.
 - \$1.22M, AB 109 Planning Grant, including rollover funds.

The FY 2020/21 Fourth Quarter Financial Reports have been received from each CCPEC agency. The reports include information as to their actual expenditures for the period July 1, 2020 to June 30, 2021 (for the Operating Funds and Other Funds). All agencies will be fully expending their respective CCPEC allocations for FY 2020/21 except for the Public Defender and Police Agencies. The Public Defender has a rollover balance in the amount of \$10,975 and the Police Agencies have a rollover balance in the amount of \$789,619 for FY2020/21.

**Submittal to the Community Corrections Partnership
Executive Committee
June 1, 2021**

Agenda Item #4

Overall, the total year end expenditures for all the CCPEC agencies are approximately \$80.16M through June 30, 2021. Any remaining balances as of June 30, 2021, will be available for use and/or rolled over into FY 2021/22.

The FY 2021/22 Financial Reports for the three months ending September 30, 2021 are due Tuesday, October 12, 2021.

Other Period 4 Financial Report Highlights


- The total AB 109 Operating Funds received year to date (commencing September 2020) was \$79.14M.

- The estimated rollover balance for FY2020/21 is \$11.1M (\$10.3M Additional State Allocation, \$800K unspent agency allocations).

Recommended Motion: That the Community Corrections Partnership Executive Committee:

1. Receive and file the FY 2020/21 Financial Report – Summary of Expenditures (Schedule A) and the individual CCPEC Agency Financial Reports.

Respectfully submitted on behalf of the
Fiscal Procedures Work Group,


Cherilyn Williams
Chief Deputy Probation Administrator

**AB 109 Community Corrections Partnership Executive Committee (CCPEC)
 FY 2020/21 Financial Report - Summary of Expenditures
 Reporting Period 1 - July 1, 2020 to June 30, 2021**

Agenda Item #
Schedule A

	CCPEC Agency Budgets Approved October 3, 2020 FY 2020/2021		CCPEC Agency Budgets Actual/Estimated Expenditures FY 2020/2021				Total Funds YE Amount	Estimated Rollover Funds FY 2020/21	
	Rollover Funds-Q4 Financial Report FY 2019/20	Estimated State Allocation FY 2020/21	Estimated State Backfill (779)(M) (1) FY 2020/21	Approved Annual Operating Budgets FY 2020/21		Operating Funds			
				Total Budget Distribution	7/1/20 - 6/30/21 Actuals	YE 06/30/21 Estimate			YE Amount
CCPEC AGENCY									
Probation Department	\$ 1,904,248	\$ 16,059,255	\$ 1,077,688	\$ 18,941,170	\$ 18,941,170	\$ 18,941,170	\$ -	\$ -	
Sheriff's Department	2,584,108	28,185,357	1,756,116	30,509,591	30,509,591	30,509,591	-	-	
District Attorney	-	289,023	-	289,023	289,023	289,023	-	-	
Public Defender	49,184	649,325	-	698,519	698,519	697,544	-	10,975	
RUIH	2,614,463	22,934,935	1,039,068	27,008,466	27,008,466	27,008,463	-	-	
Police	491,763	2,887,747	-	3,409,500	2,639,281	2,639,281	-	769,219	
Contingency	-	-	-	-	-	-	-	-	
Sub-Total	\$ 7,649,784	\$ 69,699,642	\$ 4,372,853	\$ 80,956,289	\$ 80,956,289	\$ 80,165,825	\$ -	\$ 800,464	
Other Funds									
District Attorney Public Defender		\$ 1,394,885		\$ -	\$ 1,394,885	\$ 1,394,885	\$ -	\$ 228,189	
Planning Grant	1,218,276	200,000.00	-	1,418,276	1,218,276	1,218,276	-	146,919	
Sub-Total Other Funds	\$ 1,218,276	\$ 2,594,770	\$ -	\$ 4,306,042	\$ 2,617,199	\$ 2,617,199	\$ -	\$ 1,325,391	
Grand Total	\$ 8,782,070	\$ 72,028,412	\$ 4,372,853	\$ 85,164,535	\$ 83,573,488	\$ 82,783,024	\$ -	\$ 1,769,089	

(1) The initial Realignment backfill of \$728,808.02 was received by the EO in July and was distributed to the departments in September. The second and final Realignment backfill was received in October and distributed in December.

AB 109 Community Corrections Partnership Executive Committee
FY 2020/21 Financial Report - Operating Funds
07/1/20 - 06/30/21

CCPEC Agency: Probation Department
Dept Number (if applicable): 2600700000 - CCP
Reporting Period (1, 2, 3, or 4): 4

NARRATIVE

1. Description of current budget status, including any known or potential problem areas within the budget and options and/or recommendations for addressing these issues.
(Please include in this section budget details such as number of filled/vacant positions, fixed asset expenditures, etc.)
Estimated expenses and revenue are for University of California Riverside "UCR" Evaluation services of the Day Reporting Centers. While this two year contract was scheduled to end (BOS 12/1/18 3.28) early this year, due to the covid-19 situation, the contract was extended (no additional funds requested), to fully complete services.

Reporting Period: 07/1/20 - 06/30/21

Prepared by: Jessica Holsten, Administrative Services Manager III

Date: 8/27/21

Approved by: 
Cheryl Williams, Chief Deputy Probation Administrator

Date: 8/27/21

**AB 109 Community Corrections Partnership Executive Committee
FY 2021 Financial Report - Operating Funds
07/1/20 - 06/30/21**

CCPEC Agency: Probation Department
Dept Number (if applicable): 26002-26007
Reporting Period (1, 2, 3, or 4) 4

EXPENDITURES

Level	Description	FY 2021 Budget	100% Of Budget	07/1/20 - 06/30/21 Actuals	04/01/21 - 06/30/21 Estimates	FY 2021 Year-end Estimates	Year-end Variance	Full-Year (On-Going) Estimates
1	Salaries & Benefits	\$5,081,035	\$15,061,035	\$15,222,146	\$0	\$15,222,148	(141,110.57)	\$15,081,035
2	Supplies & Services	2,227,923	2,227,923	2,696,730		2,696,730	(468,806)	2,227,923.29
3	Other Charges	1,632,212	1,632,212	1,922,295		1,922,295	819,817	1,632,211.72
4	Fixed Assets	-	-	-		-	-	-
7	Intrafund Transfers	-	-	-		-	-	-
	Total Expenditures	\$18,941,170	\$18,941,170	\$18,941,170	\$0	\$18,941,170	\$0	\$18,941,170

DEPARTMENTAL REVENUE

Code	Description	FY 2021 Budget	100% Of Budget	07/1/20 - 06/30/21 Actuals	04/01/21 - 06/30/21 Estimates	FY 2021 Year-end Estimates	Year-end Variance	Full-Year (On-Going) Estimates
	Total Dept. Revenue	\$18,941,170	\$18,941,170	\$18,941,170	\$0	\$18,941,170	\$0	\$18,941,170
	NET COST	\$0	\$0	\$0	(\$0)	(\$0)	\$0	\$0

**AB 109 Community Corrections Partnership Executive Committee
FY 20/21 Financial Report - Operating Funds
07/1/20 - 06/30/21**

CCPEC Agency: Probation Department
Dept Number (if applicable): 26002-26007
Reporting Period (1, 2, 3, or 4): 4

NARRATIVE

1. Description of current budget status, including any known or potential problem areas within the budget and options and/or recommendations for addressing these issues. (Please include in this section budget details such as number of filled/vacant positions, fixed asset expenditures, etc.)
Expenditures for the period of July 1, 2020 through June 30, 2021 were \$18.9M. Expense primarily included salaries and benefits for the department's AB 109 filled positions (120), operating costs and program client costs. Probation as in previous years, as expected did not have any roll-over at the end of the year.

2. Provide a summary of AB 109 activities performed during the reporting period (if desired, copies of the monthly CCPEC reports may be attached).

As of June 2021, total Post-release Community Supervision (PRCS) assigned to a caseload - 1,783; Mandatory Supervision Active Supervision - 854. Total PRCS and MS Offenders assigned to a caseload - 2,647

Reporting Period: 07/1/20 - 03/31/21

Prepared by: Jessica Holsten, Administrative Services Manager III

Date: 8/27/21

Approved by: 
Cheryl Williams, Chief Deputy Probation Administrator

Date: 8/27/21

**AB 109 Community Corrections Partnership Executive Committee
FY 2020/21 Financial Report - Operating Funds**

07/1/20 - 06/30/21

CCPEC Agency: PACT
Dept Number (if applicable): 2600210700 PC 14A
Reporting Period (1, 2, 3, or 4): 4

EXPENDITURES

Level	Description	FY 20/21 Budget	100% Of Budget	07/1/20 - 06/30/21 Actuals	04/01/21 - 06/30/21 Estimates	FY20/21 Year-end Estimates	Year-end Variance	Full-Year (On-Going) Estimates
1	Salaries & Benefits							\$0
2	Supplies & Services	3,429,500	3,429,500	2,639,881	-	2,639,881	789,619	0
3	Other Charges							0
4	Fixed Assets							0
7	Intrfund Transfers							0
Total Expenditures		\$3,429,500	\$3,429,500	\$2,639,881	\$0	\$2,639,881	\$789,619	\$0

DEPARTMENTAL REVENUE

Code	Description	FY 20/21 Budget	100% Of Budget	07/1/20 - 06/30/21 Actuals	04/01/21 - 06/30/21 Estimates	FY20/21 Year-end Estimates	Year-end Variance	Full-Year (On-Going) Estimates
	Total Dept. Revenue	\$3,429,500	\$3,429,500	\$2,639,881	\$0	\$2,639,881	(789,619)	\$0
		\$0	\$0	\$0	\$0	\$0	\$0	\$0

NET COST

		\$0	\$0	\$0	\$0	\$0	\$0	\$0
--	--	-----	-----	-----	-----	-----	-----	-----

AB 109 Community Corrections Partnership Executive Committee
FY 2020/21 Financial Report - Operating Funds

07/1/20 - 06/30/21

CCPEC Agency:

Dept Number (if applicable):
Reporting Period (1, 2, 3, or 4)

PACT
2800210700 PC 14A
4

NARRATIVE

1. Description of current budget status, including any known or potential problem areas within the budget and options and/or recommendations for addressing these issues.
(Please include in this section budget details such as number of filled/vacant positions, fixed asset expenditures, etc.)

On October 6, 2020 the CCPEC approved the Amendment to the Post-Release Accountability and Compliance Team(PACT) Memorandum of Understanding (MOU). The MOU had been signed and finalization enabling payments to be processed. Listed below are invoices that have been received and processed for payment at the end of the 4th quarter.

The collaboration and coordination of local law enforcement agencies is essential in ensuring the successful operation of the AB109 program. Multi-agency Post-release Accountability and Corrections Teams (PACT) were established to augment efforts to supervise high-risk offenders and apprehend absconders. The primary mission of PACT is to allow local law enforcement agencies to work with the Probation Department to focus on "high risk" and "at large" PRCS offenders that pose the most risk to public safety. Facilitated by the Beaumont Police Department, the team is comprised of three (3) PACTs operating in the West, Central, and East regions of the county dedicated to identifying, investigating, locating and apprehending "noncompliant" PRCS offenders.

Reporting Period: 07/1/20 - 06/30/21

Prepared by: Jessica Holstein, Administrative Services Manager III

Date: 8/27/21

Approved by:



Cheryl Williams, Chief Deputy Probation Administrator

Date: 8/27/21

**AB 109 Community Corrections Partnership Executive Committee
 FY 2020/21 Financial Report - Operating Funds
 7/1/20 - 06/30/21**

CCPEC Agency: Sheriff Department
 Dept Number (if applicable): 250-040-0000
 Reporting Period (1, 2, 3, or 4): 4

EXPENDITURES

Level	Description	FY 20/21 Budget	100% Of Budget	7/1/20 - 06/30/21 Actuals	06/30/21 Estimates	FY 20/21 Year-end Estimates	Year-end Variance	Full-Year (On-Going) Estimates
1	Salaries & Benefits	\$21,999,298	\$21,999,298	\$21,999,298	\$0	\$21,999,298	\$0	\$0
2	Supplies & Services	\$9,287,073	\$9,287,073	\$9,473,883	\$0	\$9,473,883	(\$208,790)	\$0
3	Other Charges	\$246,215	\$246,215	\$39,425	\$0	\$39,425	\$206,790	\$0
4	Fixed Assets	\$0	\$0	\$0	\$0	\$0	\$0	\$0
7	Interfund Transfers	\$0	\$0	\$0	\$0	\$0	\$0	\$0
Total Expenditures		\$39,609,681	\$39,609,681	\$30,809,681	\$0	\$30,809,681	\$0	\$0

DEPARTMENTAL REVENUE

Code	Description	FY 20/21 Budget	100% Of Budget	7/1/20 - 06/30/21 Actuals	06/30/21 Estimates	FY 20/21 Year-end Estimates	Year-end Variance	Full-Year (On-Going) Estimates
	Total Dept. Revenue	\$39,609,681	\$39,609,681	\$30,809,681	\$0	\$30,809,681	\$0	\$0

NET COST

**AB 109 Community Corrections Partnership Executive Committee
FY 2020/21 Financial Report - Operating Funds
7/1/20 - 06/30/21**

CCPEC Agency:
Dept Number (if applicable):
Reporting Period (1, 2, 3, or 4)

Sheriff Department
250-040-0000
4

NARRATIVE

1. Description of current budget status, including any known or potential problem areas within the budget and options and/or recommendations for addressing these issues. The spending plan for the Sheriff's Department includes funding to help mitigate the impact of Realignment inmates in the local jails, provide for new and enhanced alternatives to incarceration, and deliver meaningful programming to incarcerated Realignment inmates in an effort to provide tools for their successful return to the community. The funding budgeted for related salaries and overtime costs have been exhausted.

2. Provide a summary of AB 109 activities performed during the reporting period (if desired, copies of the monthly CCPEC reports may be attached). During this period, the Sheriff's Department continued to provide programming opportunities for in-custody Realignment inmates. The Department continues to refine its processes for inmate evaluation using evidence-based practices and work with other state and local agencies on data gathering and analysis. The local jails continue in a chronic state of overcrowding, requiring early releases pursuant to Federal Court Order. Further data covering the impact of Realignment on Sheriff's Corrections is reflected in the monthly reports.

Reporting Period: 7/1/20 - 06/30/21

Prepared by: Claudia Predado-Arroyo, Administrative Services Manager II

Date: 8/3/2021

Approved by: C. Chief Deputy Mishla Graves

Date: 8/3/2021

**AB 109 Community Corrections Partnerships Executive Committee
 FY 2020/21 Financial Report - Operating Funds
 7/1/20 - 6/30/21**

CCPEC Agency: Public Defender
 Dept Number (if applicable): 2400100000
 Reporting Period (1, 2, 3, or 4): 4

EXPENDITURES

Level	Description	FY 20/21 Budget	100% Of Budget	7/1/20 - 6/30/21 Actuals	6/30/21-6/30/21 Estimates	FY 20/21 Year-end Estimates	Year-end Variance	Full-Year (On-Going) Estimates
1	Salaries & Benefits	\$698,519	\$698,519	\$687,544	\$0	\$687,544	\$10,975	\$698,519
2	Supplies & Services	0	0	0	0	0	0	0
3	Other Charges	0	0	0	0	0	0	0
4	Fixed Assets	0	0	0	0	0	0	0
7	Interfund Transfers	0	0	0	0	0	0	0
Total Expenditures		\$698,519	\$698,519	\$687,544	\$0	\$687,544	\$10,975	\$698,519

DEPARTMENTAL REVENUE

Code	Description	FY 20/21 Budget	100% Of Budget	7/1/20 - 6/30/21 Actuals	6/30/21-6/30/21 Estimates	FY 20/21 Year-end Estimates	Year-end Variance	Full-Year (On-Going) Estimates
755000	CA-A9116 Local Revenue	\$698,519	\$698,519	\$687,544	\$0	\$687,544	\$10,975	\$698,519
		0	0	0	0	0	0	0
		0	0	0	0	0	0	0
Total Dept. Revenue		\$698,519	\$698,519	\$687,544	\$0	\$687,544	\$10,975	\$698,519
NET COST		\$0	\$0	\$0	\$0	\$0	\$0	\$0

AB 109 Community Corrections Partnership Executive Committee
FY 2020/21 Financial Report - Operating Funds
7/1/20 - 6/30/21

Public Defender
2400100000
4

CCPEC Agency:
Dept Number (if applicable):
Reporting Period (1, 2, 3, or 4)

NARRATIVE

1. Description of current budget status, including any known or potential problem areas within the budget and options and/or recommendations for addressing these issues. All positions are currently filled, and this budget is expected to be on target this fiscal year.

2. Provide a summary of AB 109 activities performed during the reporting period (if desired, copies of the monthly CCPEC reports may be attached).

Reporting Period: 7/1/20 - 6/30/21

Prepared by: Amanda De Gasperin

Date: 7/12/21

Approved by: Steven Harmon

Date: 7/12/21

CCPEC Agency:
Dept Number (if applicable):
Reporting Period (1, 2, 3, or 4)

Public Defender
2400100000
4

NARRATIVE

1. Description of current budget status, including any known or potential problem areas within the budget and options and/or recommendations for addressing these issues.
All positions are currently filled, and this budget is expected to be on target this fiscal year.

2. Provide a summary of AB 109 activities performed during the reporting period (if desired, copies of the monthly CCPEC reports may be attached).

Reporting Period: 7/1/20 - 6/30/21

Prepared by: Amanda De Gasperin

Date: 7/12/21

Approved by: Steven Harmon

Date: 7/12/21

AB 109 Community Corrections Partnership Executive Committee
FY 2021 Financial Report - Operating Funds
07/01/20-06/30/21

Due 8/16/21

CCPEC Agency: District Attorney
 Dept Number (if applicable): Budget Unit
 Reporting Period (1, 2, 3, or 4) 4

STATE FUNDING

EXPENDITURES

Level	Description	FY 2021 Budget	100% Of Budget	07/01/20-06/30/21 Actuals	04/01/21-06/30-21 Estimates	FY 2021 Year-end Estimates	Year-end Variance	Full-Year (On-Going) Estimates
1	Salaries & Benefits	\$1,452,715	\$1,452,715	\$1,452,715	\$0	\$1,452,715	\$0	\$0
2	Supplies & Services	3,007	3,007	3,007	0	3,007	0	0
3	Other Changes	0	0	0	0	0	0	0
4	Fixed Assets	0	0	0	0	0	0	0
7	Interfund Transfers	0	0	0	0	0	0	0
Total Expenditures		\$1,455,722	\$1,455,722	\$1,455,722	\$0	\$1,455,722	\$0	\$0

DEPARTMENTAL REVENUE

Code	Description	FY 2021 Budget	100% Of Budget	07/01/20-06/30/21 Actuals	04/01/21-06/30-21 Estimates	FY 2021 Year-end Estimates	Year-end Variance	Full-Year (On-Going) Estimates
Total Dept. Revenue		\$0	\$0	\$0	\$0	\$0	\$0	\$0
NET COST		\$1,455,722	\$1,455,722	\$1,455,722	\$0	\$1,455,722	\$0	\$0

FY2021 State Base \$1,166,899.00
 FY2021 COPEC Funds \$289,023.00
 Total State Funding \$1,455,722.00

AB 109 Community Corrections Partnership Executive Committee
FY 20/21 Financial Report - Operating Funds
07/01/20-06/30/21

CCPEC Agency:
Dept Number (if applicable):
Reporting Period (1, 2, 3, or 4)

District Attorney
Budget Unit
4

NARRATIVE

1. Description of current budget status, including any known or potential problem areas within the budget and options and/or recommendations for addressing these issues. Positions include: 3 Senior DA investigators, 10 IMDDA, .50 Dep District Attorney, 4 Victim Services Advocates, 1 Sr Investigative Tech, and 1.40 Legal Support Assistants. No problem areas within the budget at this time.

2. Provide a summary of AB 109 activities performed during the reporting period (if desired, copies of the monthly CCPEC reports may be attached). The Senior DA Investigators support the efforts of local police agencies via the Post-Release Accountability Compliance Teams (PACT); the Deputy District Attorney positions are assigned to represent the People of the State of California in prosecuting violations of PRCS and parole; the Victim Services Advocates assist the prosecutors handling the violation hearings with coordination and transportation of witnesses, notification of defendant release and the status of all court dates; the Legal Support Assistants and Investigative Tech are assigned to support the PRCS and parole violation files, notifications from court of PRCS and parole violations and input of case information into the DA's case management system.

Reporting Period: 4th Qtr. Apr-May-June '21

Prepared by: Susan Slocum, Admin Serv. Officer

Date: 8/4/21

Approved by: 
Ginika Ezinwa, Deputy Dir., Admin

Date: 8/5/2021

AB 109 Community Corrections Partnership Executive Committee
FY 2020/21 Financial Report - Operating Funds
7/1/20 - 6/30/21

CCPEC Agency: Riverside University Health System - Summary All Programs
 Dept Number (if applicable):
 Reporting Period (1, 2, 3, or 4): 4
 Budget Unit

EXPENDITURES

Level	Description	FY 20/21 Budget	100% Of Budget	7/1/20 - 6/30/21 Actuals	Estimates	FY 20/21 Year-end Estimates	Year-end Variance	Full-Year (On-Going) Estimates
1	Salaries & Benefits	\$20,322,782	\$20,322,782	\$24,243,616	\$0	\$24,243,616	(\$3,920,834)	\$24,243,616
2	Supplies & Services	12,154,148	12,154,148	14,797,517	0	14,797,517	(2,643,369)	14,797,517
3	Other Charges	3,228,069	3,228,069	6,091,374	0	6,091,374	(2,863,285)	6,091,374
4	Fixed Assets	0	0	0	0	0	0	0
7	Interfund Transfers	0	0	0	0	0	0	0
Total Expenditures		\$35,706,020	\$35,706,020	\$45,132,510	\$0	\$45,132,510	(\$9,426,490)	\$45,132,510

DEPARTMENTAL REVENUE

Code	Description	FY 20/21 Budget	100% Of Budget	7/1/20 - 6/30/21 Actuals	Estimates	FY 20/21 Year-end Estimates	Year-end Variance	Full-Year (On-Going) Estimates
AB 109		\$27,088,496	\$27,088,496	\$27,088,496	\$0	\$27,088,496	\$0	\$27,088,496
FFP		\$8,617,524	\$8,617,524	\$7,892,109	\$0	\$7,892,109	(\$725,415)	\$7,892,109
		\$0	\$0	\$0	\$0	\$0	\$0	\$0
Total Dept. Revenue		\$35,706,020	\$35,706,020	\$34,980,605	\$0	\$34,980,605	(\$725,415)	\$34,980,605
NET COST		\$0	\$0	\$10,151,905	\$0	\$10,151,905	(\$10,151,905)	\$10,151,905

AB 109 Community Corrections Partnership Executive Committee
FY 2020/21 Financial Report - Operating Funds

7/1/20 - 6/30/21

CCPEC Agency: Riverside University Health System - Summary All Programs

Dept Number (if applicable): Budget Unit

4

NARRATIVE

1. Description of current budget status, including any known or potential problem areas within the budget and options and/or recommendations for addressing these issues.

The Health and Human Services (HHS) expenditure report includes costs for the Riverside University Health System including Behavioral Health, the Medical Center, and Correctional Health. 4th Quarter Actual expenditures for FY 2021 are \$45.1M. Additionally, 7.9M of revenue was generated bringing the net AB109 Cost to \$37.2M or \$10M over the approved AB109 budget. Behavioral Health actual expenditures are \$26.8M. Additionally, \$7.5M of revenue was generated bringing the net AB109 Cost to \$19.3M or \$4.8M over the approved AB109 budget. Correctional Health actual expenditures are \$10.5M or \$2.7M over the approved AB109 budget. The Medical Center actual expenditures are \$7.8M. Additionally, \$.4M of revenue was generated bringing the net AB109 Cost to \$7.4M or \$2.5M over the approved AB109 budget. RUHS continues to analyze/develop budget solutions and will keep CCPEC and the executive office informed of progress.

2. Provide a summary of AB 109 activities performed during the reporting period (if deated, copies of the monthly CCPEC reports may be attached).

Riverside University Health System (RUHS) provides a full array of healthcare services to AB109 clients. The services delivery team includes Behavioral Health, Correctional Health, and the Medical Center. RUHS Behavioral Health provides mental health and substance use services to AB109 clients at county operated clinics and probation day reporting centers, which includes Mental Health Outpatient, Substance Use Outpatient, and contracted placement services. RUHS Correctional Health and Behavioral Health provide basic and emergency medical, dental, and behavioral health care to AB109 inmates at the five county jails. RUHS Medical Center and Care Clinics provide a full variety of inpatient and outpatient care to AB109 clients including radiology, CT scans, laboratory, respiratory therapy, physical therapy, EKG, and emergency room services.

During the 4th quarter of FY 2021, Riverside University Health System provided services to Behavioral Health clients in the following programs: Intensive Treatment Teams served 322 clients, Behavioral Health Detention served 6,193 clients, Contracted Placement served 509 clients, and Behavioral Health Outpatient served 2,494 clients. Correctional Health provided 45,059 visits to AB109 inmates in the county jails. The Medical Center provided 2,090 inpatient days and 2,610 outpatient visits to the AB109 population.

Reporting Period: 7/1/20 - 6/30/21

Prepared by: Jacob Ruiz, Deputy Mental Health Director

Approved by: Amy McCann, Medical Center Comptroller

Date: 8/18/21

Date: 8/18/21

AB 109 Community Corrections Partnership Executive Committee
FY 2020/21 Financial Report - Operating Funds
7/1/20 - 6/30/21

CCPEC Agency: RUHS-Behavioral Health
 Dept Number (if applicable): 4
 Reporting Period (1, 2, 3, or 4)

EXPENDITURES

Level	Description	FY 2021 Budget	100% Of Budget	7/1/20 - 6/30/21 Actuals	Estimates	FY 2021 Year-end Estimates	Year-end Variance	Full-Year (On-Going) Estimates
1	Salaries & Benefits	\$12,410,183	\$12,410,103	\$13,450,450	\$0.00	\$13,450,450	(\$1,040,347)	\$13,450,450
2	Supplies & Services	6,662,363	6,662,363	7,242,550	\$0	\$7,242,550	(\$580,187)	\$7,242,550
3	Other Charges	3,229,069	3,229,069	6,091,374	\$0	\$6,091,374	(\$2,862,285)	\$6,091,374
4	Fixed Assets	0	0	0	\$0	\$0	\$0	\$0
7	Intarfund Transfers	0	0	0	\$0	\$0	\$0	\$0
Total Expenditures		\$22,321,615	\$22,321,555	\$26,784,374	\$0	\$26,784,374	(\$4,462,619)	\$26,784,374

DEPARTMENTAL REVENUE

Code	Description	FY 2021 Budget	100% Of Budget	7/1/20 - 6/30/21 Actuals	Estimates	FY 2021 Year-end Estimates	Year-end Variance	Full-Year (On-Going) Estimates
AB 100		\$14,482,022	\$14,482,022	\$14,482,022	\$0	\$14,482,022	\$0	\$14,482,022
FFP		7,929,533	7,829,533	7,486,532	\$0	\$7,486,532	(\$363,001)	7,486,532
		0	0	0	0	0	0	0
Total Dept. Revenue		\$22,321,615	\$22,321,555	\$21,968,554	\$0	\$21,968,554	(\$363,061)	\$21,968,554
NET COST		\$0	\$0	\$4,825,820	\$0	\$4,825,820	(\$4,825,820)	\$4,825,820

CCPEC Agency: RUHS-Behavioral Health

Dept Number (if applicable):

Reporting Period (1, 2, 3, or 4)

NARRATIVE

4

1. Description of current budget status, including any known or potential problem areas within the budget and options and/or recommendations for addressing these issues. The Health and Human Services (HHS) expenditure report includes costs for the Riverside University Health System including Behavioral Health, the Medical Center, and Correctional Health. 4th Quarter Actual expenditures for FY 20/21 are \$45.1M. Additionally, 7.9M of revenue was generated bringing the net AB109 Cost to \$37.2M or \$10M over the approved AB109 budget. Behavioral Health actual expenditures are \$28.8M. Additionally, \$7.5M of revenue was generated bringing the net AB109 Cost to \$19.3M or \$4.8M over the approved AB109 budget.

2. Provide a summary of AB 109 activities performed during the reporting period (if desired, copies of the monthly CCPEC reports may be attached). Riverside University Health System (RUHS) provides a full array of healthcare services to AB109 clients. The service delivery team includes Behavioral Health, Correctional Health, and the Medical Center. RUHS Behavioral Health provides mental health and substance use services to AB109 clients at county operated clinics and probation day reporting centers, which includes Mental Health Outpatient, Substance Use Outpatient, and contracted placement services.

During the 4th quarter of FY 20/21, Riverside University Health System provided services to Behavioral Health clients in the following programs: Intensive Treatment Teams served 322 clients, Behavioral Health Detention served 6,193 clients, Contracted Placement served 509 clients, and Behavioral Health Outpatient served 2,484 clients.

Reporting Period: 7/1/20 - 6/30/21

Prepared by: Jacob Ruiz, Deputy Behavioral Health Director

Approved by: Amy McCann, Medical Center Comptroller

Date: 8/16/21

Date: 8/16/21

**AB 109 Community Corrections Partnership Executive Committee
FY 2020/21 Financial Report - Operating Funds
7/1/20 - 6/30/21**

CCPEC Agency: RUHS - Correctional Health
 Dept Number (if applicable): 4300300000
 Reporting Period (1, 2, 3, or 4): 4

EXPENDITURES

Level	Description	FY 2021 Budget	100% OF Budget	7/1/20 - 6/30/21 Actuals	Estimates	FY 2021 Year-end Estimates	Year-end Variance	Full-Year (On-Going) Estimates
1	Salaries & Benefits	\$5,842,946	\$5,842,946	\$7,803,339	\$0.00	\$7,803,339	(\$2,060,391)	\$7,803,339
2	Supplies & Services	1,947,849	1,947,849	2,634,446	\$0	\$2,634,446	(686,597)	\$2,634,446
3	Other Charges	0	0	0	\$0	\$0	\$0	\$0
4	Fixed Assets	0	0	0	\$0	\$0	\$0	\$0
7	Interfund Transfers	0	0	0	\$0	\$0	\$0	\$0
Total Expenditures		\$7,790,697	\$7,790,697	\$10,637,786	\$0	\$10,637,786	(\$2,747,189)	\$10,637,786

DEPARTMENTAL REVENUE

Code	Description	FY 2021 Budget	100% OF Budget	7/1/20 - 6/30/21 Actuals	Estimates	FY 2021 Year-end Estimates	Year-end Variance	Full-Year (On-Going) Estimates
AB 109	FFP	\$7,790,697	\$7,790,697	\$7,790,697	\$0	\$7,790,697	\$0	\$7,790,697
Total Dept. Revenue		\$7,790,697	\$7,790,697	\$7,790,697	\$0	\$7,790,697	\$0	\$7,790,697
NET COST		\$0	\$0	\$2,747,189	\$0	\$2,747,189	(\$2,747,189)	\$2,747,189

CCPEC Agency:

RUHS - Correctional Health

Dept Number (if applicable):

4300300000

Reporting Period (1, 2, 3, or 4)

4

NARRATIVE

1. Description of current budget status, including any known or potential problem areas within the budget and options and/or recommendations for addressing these issues. The Health and Human Services (HHS) expenditure report includes costs for the Riverside University Health System including Behavioral Health, the Medical Center, and Correctional Health. 4th Quarter Actual expenditures for FY 2021 are \$45.1M. Additionally, 7.9M of revenue was generated bringing the net AB109 Cost to \$37.2M or \$10M over the approved AB109 budget. Correctional Health actual expenditures are \$10.5M or \$2.7M over the approved AB109 budget.

2. Provide a summary of AB 109 activities performed during the reporting period (if desired, copies of the monthly CCPEC reports may be attached). Riverside University Health System (RUHS) provides a full array of healthcare services to AB109 clients. The service delivery team includes Behavioral Health, Correctional Health, and the Medical Center. RUHS Correctional Health and Behavioral Health provide basic and emergency medical, dental, and behavioral health care to AB109 inmates at the five county jails.

During the 4th quarter of FY 2021, Correctional Health provided 45,058 visits to AB109 inmates in the county jails.

Reporting Period: 7/1/20 - 6/30/21

Prepared by: Jacob Ruiz, Deputy Behavioral Health Director

Approved by: Amy McCann, Medical Center Comptroller

Date: 6/16/21

Date: 6/16/21

4
FY 2020/21 Financial Report - Operating Funds
7/1/20 - 6/30/21

CCPEEC Agency: RUHS - Medical Center
 Dept Number (if applicable): 4
 Reporting Period (1, 2, 3, or 4)

EXPENDITURES

Level	Description	FY 2021 Budget	100% Of Budget	7/1/20 - 6/30/21 Actuals	Estimates	FY 2021 Year-end Estimates	Year-end Variance	Full-Year (On-Going) Estimates
1	Salaries & Benefits	\$2,098,731	\$2,098,731.00	\$2,899,830	\$0.00	\$2,899,830	(\$820,099)	\$2,899,830
2	Supplies & Services	3,524,137	3,524,137	4,920,521	\$0	4,920,521	(\$1,396,384)	\$4,920,521
3	Other Charges	0	0	0	\$0	0	\$0	\$0
4	Fixed Assets	0	0	0	\$0	0	\$0	\$0
7	Interfund Transfers	0	0	0	\$0	0	\$0	\$0
Total Expenditures		\$5,623,868	\$5,623,868	\$7,819,351	\$0	\$7,819,351	(\$2,216,483)	\$7,819,351

DEPARTMENTAL REVENUE

Code	Description	FY 2021 Budget	100% Of Budget	7/1/20 - 6/30/21 Actuals	Estimates	FY 2021 Year-end Estimates	Year-end Variance	Full-Year (On-Going) Estimates
AB 108		\$4,865,877	\$4,865,877	\$4,605,877	\$0.00	\$4,605,877	\$0	\$4,605,877
FFP		787,991	787,991	425,577	\$0	\$425,577	(\$362,414)	425,577
		0	0	0	0	0	0	0
Total Dept. Revenue		\$5,653,868	\$5,653,868	\$4,231,454	\$0	\$4,231,454	(\$1,422,414)	\$4,231,454
NET COST		\$0	\$0	\$3,578,897	\$0	\$3,578,897	(\$2,578,897)	\$2,578,897

CCPEC Agency:

RUHS - Medical Center

Dept Number (if applicable):

Reporting Period (1, 2, 3, or 4)

NARRATIVE

4

1. Description of current budget status, including any known or potential problem; areas within the budget and options and/or recommendations for addressing these issues. The Health and Human Services (HHS) expenditure report includes costs for the Riverside University Health System including Behavioral Health, the Medical Center, and Correctional Health. 4th Quarter Actual expenditures for FY 20/21 are \$45.1M. Additionally, 7.9M of revenue was generated bringing the net AB109 Cost to \$37.2M or \$10M over the approved AB109 budget. The Medical Center actual expenditures are \$7.8M. Additionally, \$.4M of revenue was generated bringing the net AB109 Cost to \$7.4M or \$2.5M over the approved AB109 budget.

2. Provide a summary of AB 109 activities performed during the reporting period (if desired, copies of the monthly CCPEC reports may be attached). Riverside University Health System (RUHS) provides a full array of healthcare services to AB109 clients. The services delivery team includes Behavioral Health, Correctional Health, and the Medical Center. RUHS Medical Center and Care Clinics provide a full variety of inpatient and outpatient care to AB109 clients including radiology, CT scans, laboratory, respiratory therapy, physical therapy, EKG, and emergency room services.

During the 4th quarter of FY 20/21, The Medical Center provided 2,090 inpatient days and 2,610 outpatient visits to the AB109 population.

Reporting Period: 7/1/20 - 9/30/21

Prepared by: Jacob Ruiz, Deputy Behavioral Health Director

Date: 8/16/21

Approved by: Amy McCann, Medical Center Comptroller

Date: 8/16/21

**Submittal to the Community Corrections Partnership
Executive Committee
October 5, 2021**

Agenda Item #5

From: CCPEC Staff

Subject: FY 2021/22 Budget Proposals – Funding Scenario

Background: On Tuesday, June 1, 2021, the CCPEC agencies presented their FY 2021/22 budget requests. In summary, the total budget requests for AB109 Operating Funds amounted to approximately \$105.14M.

Riverside County anticipated available FY 2021/22 AB 109 Operating Funds is approximately \$114.20M. The available funds include, Riverside County's share of the FY 2021/22 statewide allocation and growth funding, FY 2020/21 carryover balances, and additional state funds due to an unexpected increase in the FY 2020/21 base allocation. As a direct result of the COVID-19 pandemic, the state estimated a shortfall in FY 2020/21 sales tax revenues and approved AB89 which authorized the use of general fund dollars to backfill the anticipated shortfall. However, based on actual sales tax revenues collected, realignment subaccounts were not impacted resulting in the county receiving both its full allocation and the one-time safety net funds.

There is no anticipated shortfall in revenues for FY 2021/22.

Budget Scenario:

Scenario 1 – Fund each agency at 100% of their budget request and deposit remaining balance into the contingency fund upon receipt.

Deposit any remaining funds from the FY 2020/21 state growth allocation into the contingency fund upon receipt.

Recommended Motion:

The Probation Department, as the fiscal administrator of the AB 109 Funds, has prepared the attached schedules summarizing the proposed scenarios.

Recommended Motion: That the Community Corrections Partnership Executive Committee:

1. Approve Scenario 1 as the funding model for FY 2021/22 or request an alternative funding scenario be calculated and returned to the CCPEC for review and approval.

Respectfully submitted.

AB 109 Community Corrections Partnership Executive Committee (CCPEC)
Available Funding Summary
Fiscal Year 2021/22

FY2021/22 Estimated Funding (in millions)

	<u>Amount</u>
FY 2021/22 Riverside Co Share of Statewide Allocation	\$ 91,132,921
FY 2020/21 Riverside Co Share of Growth Funding	\$ 11,990,294
FY 2020/21 Agency Carry Forward Balances (Q4 Financial Reports)	
Public Defender (\$10,975)	
Police (\$789,619)	\$ 800,594
FY 2020/21 Additional State Allocation	\$ 10,273,536
Total FY 2021/22 Available Funding	\$ 114,197,345
FY21/22 Total Agency Requested Budget	\$ 105,138,931
Probation Department (4% Decrease)	\$ 21,993,786
Sheriff Department (10% Increase)	\$ 41,149,380
District Attorney (No request)	\$ -
Public Defender (55% Decrease)	\$ 312,533
Health & Human Services (16% Increase)	\$ 38,253,732
Police (No change)	\$ 3,429,500
 AB109 Estimated Contingency	 \$ 9,058,414

**AB 109 Community Corrections Partnership Executive Committee (CCPEC)
Requested Budget Proposal-100% of their budget request
Fiscal Year 2021/22**

CCPEC Agency	State alloc % Based on Budget Requested	FY 2021/22 Budget Requests as of 6.1.21	(a) FY 2020/21 Estimated Carryover as of Q4 Financial Reports	(b) FY 2021/22 May Revise State Allocation	(c) FY 2020/21 Additional Base Allocation	(d) FY 2020/21 Estimated Growth Allocation	(a+b+c+d) FY 2021/22 Estimated Available Funding	Unfunded Request FY 2021/22
Probation Department	20.9%	\$ 21,993,786	\$ -	\$ 17,336,463	\$ 2,149,099	\$ 2,508,224	\$ 21,993,786	\$ (0.00)
Sheriff's Department	38.1%	\$ 41,149,360	\$ -	\$ 32,435,740	\$ 4,020,867	\$ 4,692,773	\$ 41,149,360	\$ (0.00)
District Attorney	0.0%	\$ -	\$ -	\$ -	\$ -	\$ -	\$ -	\$ -
Public Defender	0.3%	\$ 312,533	\$ 10,975	\$ 235,377	\$ 30,539	\$ 35,642	\$ 312,533	\$ 0.00
Health & Human Services	36.4%	\$ 38,253,732	\$ -	\$ 30,153,264	\$ 3,737,922	\$ 4,362,547	\$ 38,253,732	\$ (0.00)
Police	3.3%	\$ 3,429,500	\$ 789,619	\$ 1,913,663	\$ 335,110	\$ 391,108	\$ 3,429,500	\$ (0.00)
AB109 Estimated Contingency				\$ 9,056,414			\$ 9,056,414	
Total	100%	\$ 105,138,931	\$ 800,594	\$ 91,132,921	\$ 10,273,536	\$ 11,980,294	\$ 114,197,345	\$ (0)



County of Riverside Public Safety Annual Realignment Plan October 05, 2021



Executive Committee of the Community Corrections Partnership

Ron Miller II, Chief Probation Officer, Chairperson

Steven L. Harmon, Public Defender, Vice Chairperson

Michael Hestrin, District Attorney

Chad Bianco, Sheriff

Zareh Sarrafian, Asst. CEO, Riverside University Health System

Tony Conrad, Chief of Police, City of Murrieta

W. Samuel Hamrick Jr., Court Executive Officer



TABLE OF CONTENTS

<u>Section</u>	<u>Title</u>	<u>Page</u>
1	INTRODUCTION	4
2	FISCAL INFORMATION	5
3	PROBATION <ul style="list-style-type: none">• Impact Statement• Realignment Services Rendered• Statistics• Accomplishments – FY 20/21• Goals – FY 21/22	6
4	SHERIFF <ul style="list-style-type: none">• Impact Statement• Realignment Services Rendered• Accomplishments – FY 20/21• Goals – FY 21/22	15
5	Riverside University Health Systems – Behavioral Health (RUHS-BH) <ul style="list-style-type: none">• Impact Statement• Realignment Services Rendered• Statistics• Accomplishments – FY 20/21• Goals – FY 21/22	22
6	Riverside University Health Systems – Correctional Healthcare Services (RUHS-CHS) <ul style="list-style-type: none">• Impact Statement• Realignment Services Rendered• Statistics• Accomplishments – FY 20/21• Goals – FY 21/22	27
7	DISTRICT ATTORNEY AND PUBLIC DEFENDER <ul style="list-style-type: none">• Impact Statement• Realignment Services Rendered• Statistics• Accomplishments – FY 20/21• Goals – FY 21/22	28

8	LAW ENFORCEMENT COORDINATION – CHIEF OF POLICE • P.A.C.T.	31
9	LEGISLATIVE ADVOCACY	32
10	REALIGNMENT OPERATIONAL REVIEW	34
11	SUMMARY	35
ATTACHMENTS:		<u>Page</u>
	<u>Attachment A:</u> Community Corrections Partnership Public Safety Realignment Budget FY 21/22	37
	<u>Attachment B:</u> Post-release Community Supervision Data	38
	<u>Attachment C:</u> Mandatory Supervision Data	39
	<u>Attachment D:</u> PRCS Universal Crime Reporting Chart	40
	<u>Attachment E:</u> Realignment Recidivism	41
	<u>Attachment F:</u> Post-release Accountability and Compliance Team (PACT) Activity Report FY 20/21	42

Section 1 INTRODUCTION

In an effort to address overcrowding in California's prisons and to assist in alleviating the State's financial crisis, the Public Safety Realignment Act, Assembly Bill 109 (AB 109), was signed into law on April 4, 2011. AB 109 transferred responsibility for incarcerating, supervising, and treating specified lower-level inmates and parolees from the California Department of Corrections and Rehabilitation (CDCR) to the counties. Implementation of the Public Safety Realignment Act took effect on October 1, 2011. A major tenet of the Public Safety Realignment Act required that the state and counties use a data-driven approach to ensure public safety and to reduce recidivism. By reinvesting criminal justice spending in community corrections, evidence-based re-entry programs and maximizing the use of alternative custody options, Riverside County can ensure the requirements of the Public Safety Realignment Act are fully executed. The purpose of the 'County of Riverside Public Safety Annual Realignment Plan' is to present updates on the progress of the programs and services provided, accomplishments achieved, and future goals which will address the diverse needs of the realigned population. Consistent with prior years, the FY 21/22 Plan promotes evidence-based programming and upstream investments by using proven strategies to help offenders successfully complete supervision and reduce future involvement in the justice system.

COMMUNITY CORRECTIONS PARTNERSHIP EXECUTIVE COMMITTEE (CCPEC):

In response to Realignment legislation, the Riverside County Community Corrections Partnership (CCP), a partnership between each county to implement the Realignment provisions, established an executive committee, known as the Community Corrections Partnership Executive Committee (CCPEC). The CCPEC collaboratively oversees the Realignment process and advises the Board of Supervisors in determining funding and programming for the various components of the Annual Realignment Plan (ARP). The agencies committed to the intended vision of Realignment and who report out to the executive committee include the Probation Department, Sheriff's Department, Riverside University Health System, Murrieta Chief of Police, Court Executive Officer, District Attorney, and Public Defender. The CCPEC continues to meet and identify needed additions and/or modifications to the plan as determined by respective departments. Over the years, the Riverside County CCP and associated working groups have met continuously to address the major issues involved with the implementation of AB 109 and public safety realignment.

CCPEC SUB-WORK GROUPS: In order to address the funding methodology, policies and programming necessary to implement the Realignment strategy plan, the following sub-work groups, comprised of representatives from the above agencies, continue to meet or confer as needed:

- **Court:** Facilitated by the Riverside County Superior Court and the Probation Department, this workgroup confers as needed to update forms or address court-related issues.

- **Day Reporting Center (DRC):** Facilitated by the Probation Department, the workgroup is comprised of partners from Riverside University Health Systems – Behavioral and Public Health (RUSH-BH), Riverside County Office of Education (RCOE), Department of Public Social Services (DPSS), Riverside County Superior Court Services, and contracted vendors for employment services. This workgroup was formed to develop regionally located DRCs in Riverside County. The workgroup confers on an as-needed basis to address concerns or to discuss operational changes.
- **Fiscal:** Facilitated by the Probation Department and comprised of fiscal counterparts of the CCPEC, this workgroup confers as needed to review and discuss fiscal accounting procedures and reports related to AB 109 Public Safety Realignment funding.
- **Health and Human Services:** Facilitated by RUHS-BH, this group is comprised of members from the Probation Department, Sheriff's Department, Public Defender, and community board members. It meets on a quarterly basis to ensure the medical and mental health needs of the Post-release Community Supervision (PRCS) and Mandatory Supervision (MS) populations are being met, including issues related to housing, if needed.
- **Post-release Accountability and Compliance Team (PACT):** Facilitated by the Murrieta Police Department, the team is comprised of local law enforcement, whose focus has been the three regional PACTs that assist with apprehending at-large PRCS offenders on warrant status and assisting probation officers with MS and PRCS compliance checks.

Overall, the efforts of all committees and sub-committees are to fulfill the mission and vision of the County of Riverside Public Safety Annual Realignment Plan.

Section 2

FISCAL INFORMATION – Fiscal Year (FY) 21/22

STATEWIDE ALLOCATION:

The statewide allocation for FY 21/22 was increased from \$1.366 billion to \$1.519 billion, a \$153.1 million (11%) increase from the prior year. Riverside County is expected to receive 5.8% or \$89.35 million of the FY 21/22 statewide programmatic allocation.

The realignment growth allocation is distributed separately from the base allocation and is based entirely on performance factors. The growth formula is based on three categories: SB 678 success (80%), which includes the SB 678 success rate (60%) and year-over-year improvements (20%); incarceration rates (20%), which includes reduction year-over-year in overall new prison admissions (10%), and success measured by per-capita rate of prison admissions (10%); and the county's reduction year-over-year in second strike admissions (fixed dollar amount). Riverside County is estimating to receive \$5.8 million in FY 20/21 growth funds to be distributed in FY 21/22. A transfer of 10% of the moneys received from the State Growth Accounts will automatically be

deposited into the Local Innovation Subaccount. The Board of Supervisors has the authority to determine expenditure priorities for the Local Innovation Subaccount.

CCPEC BUDGET ALLOCATION:

On October 5, 2021, the CCPEC approved the FY 21/22 proposed budget allocations for the member agencies (Attachment A). In summary, the total budget requests for AB109 Operating Funds amounted to approximately \$105.1M; however, the total approved budget based on availability of funds was **\$105.1M**.

The CCPEC approved budget of **\$105.1M** funded all agencies at 100% of their requested budgets requests and the remaining member agencies.¹ The CCPEC requires the agencies to report quarterly on the financial activity and use of realignment funds.

OTHER FUNDS:

As in previous years, the District Attorney and Public Defender will receive a separate funding allocation estimated at \$3.41 million (including an estimated \$0.39 million growth allocation), to be shared equally. These amounts are separately managed by these agencies and do not fall under the CCPEC's purview.

*******Will be updated after 10/5/21**

Section 3
PROBATION

IMPACT STATEMENT:

Realignment reform challenged the Probation Department by significantly increasing the number of offenders under its jurisdiction with a broader range of backgrounds and needs. As in years past, the Department continues to make a significant effort to provide a variety of treatment programs, evidenced-based and best practices, as well as alternatives to incarceration, consistent with the intent of AB 109. The Department has an ongoing commitment to build and provide collaborative, problem solving strategies that address systemic changes leading to safer communities. The Department's primary role is to provide public safety by assisting offenders in the successful reintegration to the community, as well as provide meaningful supervision through accountability, rehabilitative referrals, and engagement and support. The Department remains committed to working with key partners to deliver a myriad of public safety services and alternative sanctions for the realigned population.

¹ Refer to Attachment A

REALIGNMENT SERVICES RENDERED:

- **Day Reporting Centers:** The DRC program is a multi-agency collaboration designed to reduce recidivism by identifying and addressing the causes that lead to re-offending and building the foundation for self-sufficiency and the success of realignment offenders.

The DRC referral and assessment process ensures the available services are a proper fit for the offender, as well as assists in maximizing the rehabilitative objective of the program. Through the assistance of the DRC, participants are provided with the tools and resources needed for a successful transition back into the community.

Currently, there are three DRC 'one-stop-shop' sites: Riverside, Temecula, and Indio. Participants report to the DRC closest to their residence and receive a variety of programs and services offered by the following agencies: The Probation Department, RUHS-BH, DPSS, and RCOE, Riverside County Superior Court Services, and contracted employment vendors. Through the collaboration of these agencies, over 36 different classes and services are offered at each DRC, collectively equating to 176 different sessions offered per week. DRC Probation staff provide the following services:

- Assessment and identification of client needs and creation of weekly schedules.
- Transportation to obtain vital documents, such as identification cards, Social Security cards and birth certificates.
- Collaboration with local community colleges to arrange education workshops and campus tours, to assist clients in enrolling in higher education programs.
- Connection to on-site employment services, including job preparedness, interview skill building, various workshops, and case management services. Further, direct employment placement is provided by connecting clients to local employers.
- Engagement with clients on a regular basis to discuss program progress, and complete schedule modifications, or attendance contracts, as needed.
- Clothing, hygiene packs, emergency food kits, and lunches, as needed.
- Participation in monthly Multi-Disciplinary Team (MDT) meetings in collaboration with RUHS-BH, DPSS, employment vendors, and RCOE.
- Referrals to on-site partner agencies for services including individual counseling and substance abuse treatment (AB 109 clients only), education, social services, court assistive services (family law matters) (Riverside only), and housing (if they qualify through RUHS-BH).
- Client connection with community treatment providers when a higher-level of care is needed.
- Assistance by RUHS-BH with transportation for medical clearances and admittance to residential programs.
- Voluntary faith-based services (Riverside only)
- Serving as a liaison between the offender's supervision probation officer and treatment providers in the program to ensure thorough communication is maintained.

- Facilitation of weekly Cognitive Behavioral Therapy (CBT) groups through the Courage to Change (C2C) Interactive Journaling System.

STATISTICS:

- **DRC:** In FY 20/21, the DRCs Serviced 1,060 clients
 - There were 520 overall positive program completions. Of those, 138 clients were discharged as they achieved full-time employment.
 - 457 clients enrolled in education services, resulting in 13 graduating with their high school diploma or General Educational Development (GED).
 - 90 clients completed a Career Technical Education program which included OSHA 10, OSHA 30, Logistics, Microsoft Office, Southwest Airlines certification and Food Handlers cards.
- Regarding employment services, the DRC contracted with Goodwill (providing services to Riverside and Temecula DRC) and Desert Best Friend's Closet (providing services to Indio). Goodwill's employment services are an open-ended, six-week (minimum) employment program. Desert Best Friend's Closet offers a four-day workshop. Both offer case management and employment retention services, as well as direct employment placement.
 - 18 clients completed Goodwill employment services with an additional six who did not complete due to obtaining employment. It should be noted, Goodwill did not have a representative for six months due to the COVID-19 pandemic.
 - 52 clients completed Desert Best Friend's Closet employment services and an additional two who did not complete due to obtaining employment.
 - 117 clients received services through DPSS, including enrollment in the CalFresh and Medi-Cal programs.
 - As of June 30, 2021, there were 623 clients enrolled throughout the entire DRC program.
- The DRC decreased in-person services to accommodate social distancing during the pandemic but increased virtual services to ensure clients continued with support in their efforts toward positive changes. Additionally, the format of their student recognition events changed to a weeklong event which recognized students who reported to class. Students unable to attend received home visits by the DRC staff and they too were acknowledged and provided with recognition certificates for their continued efforts at the DRC.
- The DRC's have made several adjustments to comply with COVID-19 precautions. They decreased in-person services to accommodate social distancing and increased virtual services to ensure continued support. Electronic communication increased to encourage clients to continue compliance and monitor accountability. Community Service Assistants (CSA) delivered schoolwork for clients unable to participate in online learning. Courage to Change classes and Job Development groups began to offer virtual meeting/sessions. Due to limited availability of DPSS, DRC staff assisted clients in applying for CalFresh and Medi-Cal services during their intake process. Collateral agencies also participated in the improvements by introducing Telehealth, which allows clients virtual access to Behavioral Health treatment services as well as several other new virtual classes. A partnership with Mount San Jacinto College (MSJC) was created to offer virtual sessions, with a student

advisor, to answer questions and offer assistance regarding classes, programs offered, and financial aid. In collaboration with RESTOAR, the DRCs referred clients to attend monthly virtual workshops for “Court Relief for your Criminal Record” and the “Fair Chance Act.”

- **Supervision:**

- **Post-Release Community Supervision (PRCS):**

- The total packets received since the inception of Realignment is 17,885.
 - The Probation Department received 1,316 pre-release packets from CDCR; a 19.3% decrease from FY 19/20.
 - As of June 30, 2021, Probation was supervising 1,651 PRCS offenders; a 5% decrease from FY 19/20.
 - For FY 20/21, supervision completion percentages include: 58% successful; 7% jurisdictional transfers; and 25% unsuccessful.²

- **Mandatory Supervision (MS):**

- The total number of MS cases ordered since the inception of Realignment is 14,996.
 - For FY 20/21, the Court ordered 606 MS cases; a 18% decrease from FY 19/20.
 - As of June 30, 2021, Probation was supervising 668 MS offenders; a 24% decrease from FY 19/20.
 - For FY 20/21, supervision completion percentages include: 1% successful; 8% jurisdictional transfers; and 42% unsuccessful.³

- **Key Statistical Findings/Trends:**

Utilizing the Universal Crime Reporting Categories, the following is a breakdown of the percentages of PRCS offenders released to Riverside County based on their most recent commitment offense: 27% property; 12% drugs; 25% violence; 35% other (DUI, weapons, etc.); and 1% sex related.⁴

- **As of June 30, 2021, Probation records reflect the following:**

As to education level, 74.3% of the PRCS population did not complete twelve years of education, while 11.6% obtained their high school diploma, 8.6% obtained their GED, and 5.5% completed some college courses.

Approximately 27.6% of the PRCS population lacked a permanent residence. This is an ongoing priority for the CCPEC Health and Human Services Sub-Work Group and other county agencies dealing with the under-housed population.

- **As of June 30, 2021, Probation’s Adult Synopsis Report reflects the following:**⁵

² Refer to Attachment B

³ Refer to Attachment C

⁴ Refer to Attachment D

⁵ Refer to Attachment E

Sixty percent (60%) of PRCS offenders and 60% of MS offenders remained crime-free for three years following the commencement of community supervision.

ACCOMPLISHMENTS – FY 20/21:

- **Motivational Interviewing (MI) Training:** Due to the pandemic this last fiscal year, the MI unit faced the challenge of limited client access which greatly impacted the MI coaches' ability to carry out the observation portion of the MI process. To ensure the department's MI training mandates and COVID-19 requirements were fulfilled, the MI Refresher course was reformatted to an online training. Trainings, observations, and coaching sessions were mainly facilitated via Microsoft Teams. The MI coaches reported high compliance with the new format and most Deputy Probation Officers received their yearly coding sessions without issue. Additionally, the MI Refresher lesson plan was updated to meet the new Board of State and Community Corrections (BSCC) Standards and Training for Corrections (STC) guidelines.
- **Employment:** Last year's goal to contract with employment vendors to secure long-term employment for disadvantaged and underemployed participants was accomplished. As previously mentioned, contracts were secured with Goodwill Industries, Inc., and Desert Best Friends' Closet. From July 1, 2020 to June 30, 2021, 458 clients were referred for employment services through the Day Reporting Centers. The following is a summary of the services provided by the respective vendors:

Best Friend's Closet provides 'The Bridge to Employment Program' wherein clients are further prepared for job searches through personalized coaching, resume writing, and interview skills in a small group setting. Interview workshops include role-playing, mock interviews, and personalized feedback by an experienced job coach meant to increase confidence and decrease anxiety in job searching. Upon completion of the four-day workshop, clients will have a prepared one-page resume with job appropriate key words. Program goals include economic independence through employment, job interview and resume strategy, as well as preparedness for job searches. This program enjoys direct connections with employers wherein clients are coached for the job available. As such, their likelihood to be offered job placement is increased. Due to continued COVID-19 restrictions, employers were not holding in-person job fairs. The employment vendors at the DRCs, sought out virtual job fairs in the community to assist our clients in securing employment.

Goodwill provides employment services wherein the client's current skills and experience are refined to translate to new employment or education opportunities over the course of six class sessions. The Career Service Specialist completes a skills assessment, provides one-on-one career counseling, and assists in resume building with each client. While working with the client, job fair opportunities are provided as appropriate. Furthermore, the Career Service Specialist is tasked to continuously network with local businesses for sustainable employment opportunities. For clients who express interest in furthering their education or training, Goodwill has opportunities to assist in funding. Clients may also receive referrals for expungement and bonding through the Employment Development Department.

- **Internal Collaboration and Increased CBO Involvement:** On June 30, 2021, the Metro East Services Division, hosted a virtual resource fair. Traditionally, the resource fair is held annually and in person. This year presented itself with new challenges and a need to get creative in providing our clients with resources still available to them in communities, despite the global pandemic, by using a virtual platform. The event was held over a time frame of about two hours and had fifteen providers present on behalf of their organizations. Providers discussed employment, education, legal, housing, and medical resources. Client engagement was also notably present as clients were able to directly engage with the resource providers in a virtual setting and had the ability to ask questions directly to the providers. The event had over three hundred views using Eventbrite to sign up and follow-up emails were automatically generated reminding potential attendees of the event in the approaching days before June 30, 2021. There were approximately 45 clients in attendance throughout the duration of the virtual fair. A feedback survey was provided at the conclusion of the fair which resulted in a positive response of the virtual fair being rated as excellent and employment was the top-rated resource attendees found to be the most helpful.

Between July 1, 2020, and June 30, 2021, the Metro East Division completed 64 COMPAS assessments while the clients were still in prison. This allowed clients to ask questions about available resources prior to their release and utilize the information to start planning their re-entry. Furthermore, being able to complete the client's assessment prior to their release decreased the amount of time probation services could be available to the clients and lessened the probability of the client not reporting after their release into the community.

- **Riverside County Probation Management System:** As the Department continues to focus on the Management System practices, this year's emphasis has been placed on strategic projects. These projects have been centered around continued improvement and development of our Strategy, Daily Management and Continuous Improvement systems, including the Department's Key Performance Indicators (KPI's). The hope is these projects will produce data to assist with making improvements across the Department that will increase the successful outcomes of our clients.
 - **Case Plans:** The Desert Division (unit 97) has been a part of the case plan project since its inception. Data collection began in February of 2021. Case plans are tailored to each individual client's needs by using a risk assessment tool and task are referred to address their identified needs. The past five months of data collection has shown steady improvement in both case plan tasks referred and task completed. In February case plan tasks were being referred at a rate of 51% and has increased to 77% in June. Of tasks assigned, our completion percentage has improved from 37% in February to 56% in June.

- **Key Performance Indicators (KPI's):** The Department is focusing on data produced from KPI's. The top three KPI's related to client success for Fiscal Year 20/21 are Housing, Education, and Employment. It is hypothesized by using the department's data in these areas for the focus of supporting clients and meeting their needs, success will be seen in successful completions of probation. The data from the KPI's allows one to use informed decisions to increase the successful outcomes of clients. These efforts also align to the department's strategic goal to increase the successful integration of clients into the community.
- **Whole Person Care (WPC):** The WPC program was initiated in 2018 and is a collaboration between Probation and RUHS – Population Health. The WPC program assigned registered nurses in various probation offices throughout the county. The WPC nurse gave probation a direct link to have clients immediately screened in the offices and referred by RUHS for various needs such as medical, dental, substance abuse, behavioral health needs and housing services. Although the impact of COVID-19 required innovative accommodations to deliver services remotely, services have continued steadily and remain a great resource for our clients.

In addition to all the above-listed FY 20/21 goals being met, the following accomplishments were also completed this fiscal year:

- **Use of Courage to Change (C2C) Interactive Journaling System:**
 - During the fiscal year 20/21:
 - All three DRCs facilitated a total of 426 topic journal C2C class groups.
 - An additional 137 clients completed the introductory journal, Getting Started. Of the 137 clients enrolled in the 'Getting Started' journal, 89% successfully completed the requirements.
 - Of the 172 clients enrolled in a topic journal, 40% successfully completed.
 - All three DRC sites will continue to offer C2C classes to clients and attempts to increase the usage throughout the department will remain as one of the many avenues to enhance engagement.
- **DRC adapts services to better assist clients during COVID-19:** Due to COVID-19 restrictions the Riverside DRC's collaboration with the DPO's assigned to the homeless caseloads were halted to reduce potential exposure. During FY 20/21, the DRCs partnered with RCOE to ensure clients have the necessary technology to continue their education virtually and have moved the Hi-Set testing into a virtual format allowing students to test from any location. As of March 22, 2021, the classes have returned to an in-person format in accordance with the lessening of the COVID-19 restrictions.
- **Pilots and Projects:**
 - **Homelessness:** The Mid-County Outreach and Rehabilitation Program for Homeless (MORPH) participated in two High Visibility Notices of Action and Education operations conducted by Riverside County Code Enforcement. The operations occurred on 10/14/20 and 11/18/20. MORPH also participated in collaborative

operations with the BHJOT (Behavioral Health Justice Outreach Team) on 2/13/2020, 6/23/2020, 7/23/2020, 8/26/2020, 9/16/2020, 9/30/2020, 10/21/2020, and 11/23/2020. Additionally, MORPH founded and participated in outreach operations with San Jacinto New Life Clinic Staff on 12/9/2020. This partnership eventually expanded into a larger group to include HHOPE and Valley Restart Shelter with bi-weekly community outreach operations. Further, MOPRH continues to partner with San Jacinto's HARP (Homeless and At-Risk Population) Team and assists the Riverside County Sheriff's Department with monthly Quality of Life Operations in the San Jacinto Business Corridor. MORPH's continued success and work within the community to provide assistance to the homeless earned the 2020 Chief Probation Officer's Award from Riverside County Probation's Chief Probation Officer Ronald Miller.

From November 2020 to February 2021, The Metro West Services Division was invited to participate in the County of Riverside's Continuum of Care Board of Governance as a subject matter expert to review and evaluate proposals for: Homeless Housing, Assistance, and Prevention Program (HHAP) and the 2020 Emergency Solutions Grants Program and Emergency Solutions Grant. This resulted in the awarding of \$5,090,867.74 to community-based organizations to increase resources and capabilities toward street outreach, rapid rehousing, emergency housing solutions, rental aid, and operating subsidies. The Metro West Services Division joined the ad-hoc committee for probation homeless focused workgroup to force multiple homeless solutions. The ad-hoc committee will utilize a centralized database through Community Connect 211 enabling broader digital accessibility to clients served. The goal is to establish approved digital and physical media advertisements with 211 in all field offices and social media.

Many in person AB 109 operations were limited due to COVID-19 protocols. However, the Central Division collaborated with the Moreno Valley City Code Enforcement along with Moreno Valley Police Department Homeless engagement project. Once a week in September and November Probation Officers joined Code enforcement and Moreno Valley Police Department attempting to contact homeless probations to provide them hygiene kits, food bags, and referrals to housing, DRC, WPC services.

This fiscal year, the Metro East Division added a third Probation Officer to supervise clients experiencing homelessness. The Probation Officers assigned to the homeless caseloads partner with Riverside County Behavioral Health's Justice Outreach Team which is composed of a Behavior Health Specialists and Peer Support Specialist. They work closely with the Public Safety Enforcement Team, which is composed of the Riverside Police Department, Code Enforcement, and City Net. Together they target various homeless encampments throughout the city of Riverside where they have been successful in contacting clients, placing them in housing, conducting immediate Behavioral Health screenings and making direct referrals for those

seeking assistance with services. The team can also assist clients with transportation to appointments and connect them to other collaborative agencies such as DPSS, CPS, local hospitals/medical facilities, Community Based Organizations, and treatment facilities. This collaboration has assisted in reducing violations, improving rehabilitation efforts, and providing overall safety to the community. The Probation Officers at Metro East also refer clients to local shelters, food banks, showers, housing services (HHOPE, sober living homes, etc.), and Day Reporting Centers.

- **Community Outreach:** As the COVID-19 pandemic unfolded, the department was faced with the realization that many clients and particularly the elderly were struggling to obtain groceries. Furthermore, there were other citizens who lost their jobs and were struggling to obtain basic necessities like food and clothing; and homelessness remained a constant challenge. To assist the community with basic necessities, MCD reached out to faith-based organizations (FBO) and CBOs and quickly formed a new partnership to assist the most vulnerable segment of the community. A dynamic collaboration was formed when 'Fellowship in the Pass' and 'Valley Community Pantry' agreed to provide well-stocked care packages for those families MCD identified in need. These packages were delivered to the identified probationers' homes by MCD. Additionally, packages were also delivered to in-need non-probationers the FBO/CBO identified, particularly the elderly in the community. MORPH also expanded service capacity by purchasing emergency nutrition products to provide on-site services to unhoused clients in need of assistance. In partnership with several agencies, MOPRH now provides additional on-site services, including housing, behavioral health services, substance abuse services, transportation, system navigation, and transportation.

Client Services: Currently Mid-County Division is working on an agreement with Cal State Re-Entry Initiative to provide the AB 109 clients a program similar to the DRC, however, this program would be located next to the Moreno Valley Office. This would allow the clients who report to the Moreno Valley office to benefit from the services provided at the Riverside DRC without the burden of finding transportation to the Riverside DRC location. Due to COVID-19 protocols the process was delayed; however, Probation and Cal State Re-Entry Initiative are still anticipating a partnership in Moreno Valley. The Moreno Valley Office has reintroduced the Courage to Change class in a virtual platform, continued to provide hygiene packets, food packets, and have provided transportation to assist their clients in getting them to housing. The Desert Division has a Deputy Probation Officer that supervises level one and two homeless clients. She routinely works in the field with the Indio Police Departments Quality of Life Officers. She offers services and provides referrals when needed. Her access to clients in the field ensure clients remain in compliance with probation.

- **Transportation:** Due to the office closures and the state-wide stay at home orders, large group transportation to the DRC was postponed though the Metro West

Division. However, the Metro West Division continued to offer transportation to clients on an individual basis. Large group transportation is projected to resume in the fall of 2021. The Metro East Division transported five AB 109 clients, who were assessed by the California Department of Corrections and Rehabilitation as being unable to navigate public transportation, from Prison to the Metro East probation office. Upon arrival at the probation office the clients were assessed by probation staff and transported to housing.

GOALS – FY 21/22:

- **Service Expansion:** During the next fiscal year, a primary goal for the DRC's is to increase virtual and hybrid classes for all clients. The DRC's will continue to work towards providing services to the entire Adult Probation population, formal and AB 109, in response to increased interest and need.
- **Client Resource Center:** The Mid-County Division (MCD) proposed a Day Reporting Center be created for the residents in San Jacinto; however, in 2020 the proposal was modified and approved as a Client Resource Center due to building size limitations. Funding for capital improvements to the MCD building was approved for the FY 21/22. In June 2021, demolition and construction began on the Resource Center.
- **Motivational Interviewing (MI):** During the next fiscal year, MI will continue to ensure all eligible staff are meeting the yearly training requirement by completing the MI process within 60 days. MI coaches will utilize digital platforms to provide coaching sessions to staff, resulting in increased efficiency and compliance with training standards. Lastly, the MI Refresher course material will be updated to focus on increasing the "Partnership" score of the Relational Component, as this remains an area in need of strengthening.
- **Client Resource Fair:** The Metro East Division is working on facilitating a virtual resource fair in November 2021 to connect providers to assist clients with community resources, housing, rent and utility assistance.

Section 4 **SHERIFF**

IMPACT STATEMENT:

The impacts of AB 109 Realignment for the Sheriff's Department continue to include increased jail overcrowding, funding challenges, and inmate program expansion. Although the voter passage of Proposition 47 reduced some crimes from felonies to misdemeanors, Riverside County jails continue to operate at maximum bed capacity. Early releases have continued due to a lack of adequate jail bed capacity.

The county jails saw a drastic increase in the inmate population as a direct result of AB 109 Realignment. In FY 20/21, the daily average of AB 109 Realignment inmates was 6%. This percentage includes inmates in alternative custody from the Sheriff's Electronic Confinement Program (SECP).

The Corrections Division currently has 578 beds dedicated for seriously mentally ill inmates. This is a 425% increase since the implementation of AB 109. These beds represent 15.6% of the Sheriff Department's total jail bed space in FY 20/21.

The Sheriff's Department continues to work closely with Forensic Behavioral Health Services as part of a Core Team to address the specific needs of this inmate population. The goal for this Core Team is to treat the seriously mentally ill inmates in a concerted effort, which will allow for the continued treatment to stabilize these inmates, offer programs, and gradually transition them into the general population within the jail. Further, before releasing these individuals, the Sheriff's Department works with Forensic Behavioral Health Services so they can assist in their transition back into society with ongoing continued mental health services.

To maximize jail bed capacity, the Sheriff's Department will continue to have robust programs for alternatives to jail, such as electronic monitoring programs, evidence-based programs to help reduce the recidivism of inmates and continue to use the Headcount Management Unit (HMU) to maximize inmate housing at all five county jails. In addition, the Sheriff's Department continues to contract fire camp beds with CDCR.

Historically, inmate programs within Riverside County jails were designed for inmates sentenced to county jail for a year or less. Since AB 109 Realignment, jail programs have continued to undergo radical redesign and expansion to align with the increased level of inmate classification, taking into account offenders who are incarcerated for longer periods of time. AB 109 Realignment has dramatically increased the need for inmate programs at all five county jails, and in response, the Sheriff's Department has increased the number of program staff throughout our detention facilities to meet the increasing needs of inmates for programs, services, and preparing for release from custody.

REALIGNMENT SERVICES RENDERED:

Sheriff's Inmate Training and Education Bureau (SITE-B): The Sheriff's Inmate Training and Education Bureau (SITE-B) operates within the Corrections Division of the Riverside County Sheriff's Department. Programs and services are offered through SITE-B, which target individualized re-entry and transition needs, career technical education, job readiness, substance abuse, criminal thinking and behaviors, and the specialized needs of incarcerated Veterans. Additionally, adult basic education, literacy, religious and volunteer services, inmate support services, plus interagency and community-based partnerships provide linkages and greater opportunities for change. SITE-B's goal is to reduce recidivism through programs and services while employing the principles of evidence-based practices, methodologies, and strategies which focus on the criminogenic risk factors and needs that reduce the likelihood to re-offend.

- The COVID-19 pandemic impacted inmate services in FY 20/21, and the GOALS—RSAT and Veteran Enrichment Treatment (VET) programs were suspended due to safety protocols in

place within the jail facilities. However, SITE-B continued to provide individualized program services to inmate participants with emphasis on re-entry, educational needs, and reducing the spread of coronavirus infection.

- The Sheriff's Department has established working partnerships with Riverside County agencies to include the Probation Department, Riverside University Health Systems – Behavioral Health, Riverside County Office of Education, Department of Public Social Services, Department of Child Support Services, and the Economic Development Agency. Throughout the fiscal year, the partners continued to work together to provide communication, access to information, and remote services to inmates.

- **Custody Related Matters:**

The Sheriff's Department is expanding its evidence-based programs. One important component in building an evidence-based method was to secure a suitable tool to assess risk and programmatic needs. The Probation Department purchased licenses for the use of Correctional Offender Management Profiling for Alternative Sanctions (COMPAS) in December of 2010, and the Sheriff's Department has joined with the Probation Department in the use of this tool. COMPAS is an evidence-based, validated actuarial tool to address risk assessment, recidivism probability, and programming needs. The Sheriff's Department utilizes COMPAS to identify risk and recidivism probabilities for the Post-Arrestment inmates to be considered for the Supervised Electronic Confinement Program (SECP) as well as identifying programmatic needs for sentenced offenders. In addition to COMPAS, SITE-B administers a variety of supplemental assessments to identify client needs and responsibility in order to provide individualized programming for our realignment population. SITE-B has administered nearly 5,000 COMPAS assessments since 2014.

- **Riverside Alternative Sentencing Program (RASP):** Alternative sentencing programs operated by the Sheriff's Department are designed to provide relief to the overcrowding prevalent throughout the jail system. These programs allow qualifying inmates to serve their sentence outside of the county jail, either through home confinement, or while being housed at a fire camp facility supervised by CDCR.

Supervised Electronic Confinement Program (SECP): This program is available to sentenced inmates. This program provides sentenced inmates with the opportunity to complete their jail sentence at home, in place of being housed at county jails. These inmates are monitored 24/7 via GPS-enabled ankle bracelet monitors. Inmates participating in the SECP are selected by a trained team of correctional deputies who review the inmate for program suitability through an in-person interview, criminal history analysis, and an in-custody behavior review. A review of the program rules with prospective co-habitants, and residence inspection is then completed. Since the program's inception in 2012, 2,912 participants have been placed on the program.

- **Unsentenced Supervised Electronic Confinement Program (SECP):** For unsentenced

inmates, the Sheriff's Department offers the Post-Arrestment SECP. This program allows qualifying pretrial detainees to be released from custody following their arraignment as they continue their court proceedings, while resuming their normal home/work schedules. These inmates are monitored 24/7 via GPS enabled ankle bracelet monitors. Inmates participating in the unsentenced SECP are selected in much the same way as sentenced SECP participants. Additionally, unsentenced inmates are evaluated using the COMPAS evidence-based risk assessment tool to determine the likelihood of program success and provide for community safety. As of June 30, 2021, 2,906 inmates have been released from custody to participate in SECP since the program's inception. This includes 2,187 full-time SECP, 360 post-arrestment SECP, and 359 Probation SECP.

Since July 2013, the Sheriff's Department has worked jointly with the Probation Department to provide an SECP for PRCs offenders in the community. These offenders are monitored electronically by the Sheriff's Department; however, enforcement and compliance checks are handled by the Probation Department. Since this program's inception, 359 offenders were enrolled in the program.

Fire Camps: The Fire Camp program is an alternative sentencing option available to inmates serving their sentences within the county jails. This program allows for the inmates to receive special training in firefighting at CDCR's training facility. Upon completion of the training program, the inmates are sent to one of five local fire camps (two for males, three for females) where they serve the remainder of their county jail sentence. Inmates who participate in this program earn 3 for 1 daily credits on their sentence. Since program inception in June 2013, 451 inmates have participated in the program.

- **Expanded In-Custody Rehabilitation Programming:** The Sheriff Department's HMU, RASP and SITE-B programs will continue to work with the Probation Department to provide improved inmate services with targeted interventions aimed at education, training, treatment, and re-entry services.
- **Staffing:** During FY 20/21, the Sheriff's Department used allotted AB 109 realignment monies to staff 18 positions for the Behavioral Health Core Teams. This program has been very successful in creating a consistent, dedicated partnership with Forensic Behavioral Health Services staff.
- **Assessments:** The Sheriff's Department will continue to utilize the automated PROXY assessment in the jails which began in FY 14/15. The Sheriff's Department worked with the Probation Department to 'norm' the PROXY score. The PROXY score allows the Probation Department and the Sheriff's Department to quickly identify which inmates are referred for a COMPAS assessment for programs such as OR release, electronic monitoring, and in-custody programs.

Additional assessment tools utilized in SITE-B programming include the Texas Christian

University Drug Screen—5 (TCUDS V), which measures the severability of substance dependency. Comprehensive Adult Student Assessment Systems (CASAS) measures the basic skills and the English language and literacy needed to function effectively at work and in life. Combined, these scores help determine responsivity and a framework for the individual case plans. After an inmate enters one of the programs a supplemental assessment, the Change Companies® Cognitive-behavioral Therapy Skills Acquisition Residential Drug Abuse Treatment Version (CBTSA—RDAP), is administered by the counseling staff. The CBTSA—RDAP assessment instrument is used to predict behavioral change administered pre and post test, and by achieving established treatment goals and benchmarks.

- **Behavioral Health Core Teams:** The Sheriff's Department has continued its partnership with Behavioral Health Services to address the risks and needs of the increasing mental health population within the county jails. This cooperative effort has allowed staff to identify, centralize, and provide focused mental health care for this portion of the inmate population in a safe environment that includes suicide deterrent fencing and security cameras.

The Sheriff's Department increased staffing assignments in these dayrooms to form a working relationship with Behavioral Health Services for the benefit of inmates. Behavioral Health Services and the Sheriff's Department staff meet regularly to discuss the inmates' progress. The objective is to evaluate the progress of each inmate in the security-enhanced housing units and determine if the inmate can transition to a more traditional jail housing unit. During this 'step-down' process, evidence-based programs are introduced to the inmates, along with continuing their mental health care plans. Prior to release, the Sheriff's Department works with Behavioral Health Services to transition these inmates from the county jails, back to the community, where they continue to receive mental health care.

ACCOMPLISHMENTS – FY 20/21:

- **Manage Headcount:** The Sheriff's Department continued to manage the inmate headcount to minimize the number of inmates released early under the Federal Court Order. Those strategies include the continued use of electronic monitoring, and inmate programs. The availability of these programs was impacted by the COVID-19 pandemic.

The electronic monitoring program has seen an increase of participant enrollment due to reevaluation of program eligibility parameters and a decrease of inmate beds available due to the Prison Law Office's requirement to implement physical distancing within inmate housing units. This is aided by the increase in full-time staff to monitor the compliance of the number of persons monitored. The increase in participants has required a corresponding increase in fulltime staff to oversee participants.

- **Reduce WRP Failure to Appear Rate:** On March 20, 2020, multiple WRP worksites

suspended participant enrollments due to the pandemic. When the WRP jobsites were allowed to accept participants, the Sheriff's Department immediately resumed enrollment activities and currently has 2,161 individuals participating in the program.

Prior to COVID-19 and the resulting program suspension, WRP was partnering with the superior courts to explore the feasibility of implementing a WRP enrollment station within the courthouse. This would allow for immediate enrollment by the participant after ordered to do so by the court. The convenience and ease of enrollment should help reduce the tendency of participants failing to appear. Enrollment location in the courthouse, allows the participants to enroll after completing their responsibilities at the courts versus having to travel to an offsite location, easy access.

Expanded In-Custody Rehabilitation Programming: In 2020, SITE-B piloted the Reentry Services Enhancement Transition (ReSET) Project focused on community and interagency partnerships to transition sentenced inmates for successful reintegration into the community upon release from custody. SITE-B did not receive the three-year Correctional Adult Reentry Education, Employment, and Recidivism Reduction Strategies (CAREERRS) Program grant through the Bureau of Justice Assistance, however the ReSET Project pilot services were initiated and offered to sentenced inmates housed at all Riverside detention facilities and focused on education, employment skills, mental and medical needs, housing, support services, and cognitive behavioral health treatment. The pilot program ended in December 2020 and provided valuable information for establishing the standards in moving forward toward an on-going reentry program. A revised ReSET Project was instituted in May 2021, which opened the services to a broader population to those likely to be released from custody within one year, regardless of sentencing status.

- SITE-B created the Audio-Book Children stories (ABCs) Reading Project, which engages qualified inmates who have a parental or custodial role with a young child age ten and under, to record (in their own voice) an audio book to be sent to their child while they are serving their sentence. The SITE-B counseling team works with inmates to help reinforce family reunification goals, and the project is focused on re-establishing family relationships and developing support systems. Each book is accompanied with a letter from SITE-B regarding the message of the book, purpose of the project, and contact information of the counselor. The project provides a means for families to stay connected through a positive experience.
- Due to the unexpected consequences of the COVID-19 pandemic, SITE-B was not able to expand its CBT model to include a Spanish speaking therapeutic program or begin the Culinary Arts program at the JBDC. SITE-B continued to provide individualized therapeutic program services to inmate participants with effective counseling, training, and reentry, which offered cognitive skills training, decision making, job readiness, life skills, lifestyle and relationships, rational thinking, adult

basic education, anger management, substance abuse, recovery maintenance, and relapse prevention.

GOALS – FY 21/22:

- **SITE-B:** In 2021, Riverside County received a Coronavirus Emergency Supplemental Fund (CESF) Grant to address inmate reentry needs and to reduce and prevent the risk and spread of the coronavirus for those in custody and those transitioning back into the community. SITE-B has taken the lead within the Sheriff's Department to manage the activities and track the data related to the services to inmates committed by the department. During the grant period, all inmates are receiving information and instruction pertaining to reducing the risk and spread of the coronavirus. During the visits to each housing unit, SITE-B staff are offering individualized reentry transitional planning with any inmate who may be released from custody within one year. Additionally, at all five detention facilities, individuals being released are provided a reentry resource packet containing information of support services available within the community and government agencies, resource guides, and a personal protective equipment (PPE) kit containing surgical facial masks, gloves, sanitizer, sanitizing wipes, disposable thermometer, and a no-touch tool. The ReSET Project has been modified and operational based on the pilot program review and to meet the needs under the CESF grant.

SITE-B has established goals to expand the occupational training opportunities available to inmates while in custody to enhance the likelihood of success through employment upon reentry into the community. Greybar Print is expanding the capabilities of the print production quality and services available. The construction technology unit is adding woodworking machinery to make cabinets, and the landscaping technology unit will be installing an outdoor recreational basketball court in two housing unit areas at the SCF.

SITE-B is anticipating the reopening of the Residential Substance Abuse Treatment (RSAT) program and VET program sometime in FY 21/22. Within the fiscal year, the Culinary Arts program is expected to open at the JBDC in collaboration with RCOE and the College of the Desert Community College.

- **Supervised Electronic Confinement Program (SECP):** Currently there are approximately 250 participants on the Supervised Electronic Monitoring Program (SECP). The goal for FY 21/22 is to significantly increase the number of participants in an effort to reduce the strain on the available jail bedspace. As the State of California reduces restrictions on the state and the courts begin to process the backlog of criminal cases, the Riverside County Sheriff's Department is preparing to accommodate the surge of unsentenced and sentenced inmates.

Section 5

HEALTH AND HUMAN SERVICES – RUHS-BH

IMPACT STATEMENT:

According to the Prison Policy Initiative, 10.6 million people go to jail and 600,000 people enter prison in the United States each year.⁶ Many justice-involved individuals have pre-existing mental health issues. Some individuals who were considered mentally healthy prior to their arrest develop mental health symptoms once they are in prison as being in prison can take a serious toll on an individual's psychological well-being. New conditions often develop, and pre-existing conditions may worsen. Sadly, many justice-involved individuals are released back into the community without ever receiving any type of treatment.

People with mental illness are overrepresented in our nation's jails and prisons. About 2 million times each year, people with serious mental illness are booked into jails. About 2 in 5 people who are incarcerated have a history of mental illness (37% in state and federal prisons and 44% held in local jails). Also, 66% of women in prison reported having a history of mental illness, almost twice the percentage of men in prison. Nearly one in four people shot and killed by police officers between 2015 and 2020 had a mental health condition. Suicide is the leading cause of death for people held in local jails. An estimated 4,000 people with serious mental illness are held in solitary confinement inside U.S. prisons. About 3 in 5 people (63%) with a history of mental illness do not receive mental health treatment while incarcerated in state and federal prisons.⁷

When persons with mental illness do not receive treatment, many end up homeless, in the criminal justice system, or both. Approximately 26% of homeless adults in shelters have a serious mental illness.⁸ The mental and physical health of men and women with a history of incarceration is worse than those of the general population. Studies have shown that when compared to the general population, jail and prison inmates of both genders are more likely to have high blood pressure, asthma, cancer, arthritis, and infectious diseases, such as tuberculosis, hepatitis C, and HIV.⁹

Fortunately, today's criminal justice system treats individuals more humanely than in the past. Yet offenders with mental health concerns still face discrimination. Someone with a diagnosis is likely to get a longer, harsher sentence than a non-diagnosed person convicted of the same crime. Persons with a mental illness diagnosis are also less likely to be granted release.¹⁰

Many of the individuals served by RUHS-BH in FY 20/21 at the New Life clinics, DRCs, and Forensic Full-Service Partnership (FFSP), have been diagnosed with serious mental illness such as Mood Disorders, Anxiety Disorders, Major Depression, Bipolar, and Schizophrenia. Further, nearly 60% of those served report a history of alcohol and/or drug use. Hence, the need for mental health and

⁶ Prison Policy Initiative. *Mass Incarceration: The Whole Pie 2020*. (2020)

⁷ *Mental Illness and the Criminal Justice System.* National Alliance on Mental Illness. (2021)

⁸ National Institute of Mental Health. (2020)

⁹ Incarceration. *HealthyPeople.gov*. (2020)

¹⁰ *The Prison problem: Recidivism Rates and Mental Health* (2018)

substance use services for inmates is paramount to their recovery and transition from prison to community.

REALIGNMENT SERVICES RENDERED:

RUHS-BH has provided the following Realignment services during FY 20/21 to AB 109 offenders, including those incarcerated in the county's five detention facilities:

- Mental health and substance use disorder screenings
- Crisis management and triage
- Adult full assessments
- Development of an individualized client care plan
- Individual therapy
- Case management
- Family therapy
- Group therapy
- Substance use treatment groups
- Mental health groups
- Educational groups
- Recreational therapy
- Psychotropic medication management
- Urinalysis testing (UA drug testing)
- Withdrawal management
- Substance Use Disorder (SUD) Recovery Services
- SUD Residential Services
- Recovery Residences (Sober Living)
- Medication Assisted Treatment (MAT) Services
- Comprehensive discharge planning including recovery services
- Coordination of prison releases with the Probation Department for PRCs offenders
- Emergency and Transitional housing
- Transportation

Behavioral Health Screenings for mental health and substance use are conducted at Probation sites, Behavioral Health (BH) outpatient clinics, and detention facilities to identify the AB 109 offenders' needs and determine the course of treatment and linkage to services. Behavioral Health screenings consist of questions related to mental health, substance use, housing, legal history, and treatment history. The BH screening form generates a referral based on the consumer's response to determine if there are any safety risks, if a risk assessment is necessary, and the acuity level which will dictate the level of care and referral. The BH screening form also determines if a substance use referral is necessary which would lead to a Substance Use Disorder screening to further determine the level of care needed for substance use treatment.

Behavioral health staff are dispatched to detention facilities to provide collaborative jail in-reach. Jail in-reach involves an AB 109 case manager, detention staff, and inmates with open BH cases

who are approaching discharge. The AB 109 case manager provides a brief presentation and discussion regarding New Life services available and provides collaborative linkage and referral as needed to Day Reporting Centers (DRCs), New Life AB 109 outpatient behavioral health clinics or Forensic Full Service Partnerships (FFSPs).

Adult full assessments are completed on all AB 109 offenders entering treatment with RUHS-BH. This assessment includes a thorough assessment of mental health and substance use treatment needs and identifies problem areas, medical necessity, treatment goals, and interventions to improve identified impairments. Re-assessments are completed annually.

Client care plans establish treatment focus by identifying treatment goals and interventions to be utilized. Goals are required to be specific, measurable, attainable, realistic and time bound. Goals may include improvements in mental health, substance use, educational, occupational, housing, relationships, etc.

Individual therapy, family therapy, group therapy, and BH groups (mental health and substance use) are offered at our New Life clinics, DRCs, and FFSP. In addition, educational groups are offered to AB 109 consumers which include:

- **Courage to Change (facilitated by DRC Probation)**
- **Substance Use Education (New Direction)**
- **Release and Re-integration (New Direction)**
- **Criminal and Addictive Thinking (New Direction)**
- **Anger Management (SAMSHA)**
- **Wellness Recovery Action Plan (WRAP)**
- **Wellness and Empowerment in Life and Living (WELL)**
- **Facing Up (empowerment to 'face' life circumstances previously avoided)**
- **Triple P Parenting Classes**

Comprehensive discharge planning is essential to continuity of care and the client's treatment success and maintenance. Discharge planning includes, when applicable, substance use recovery services which are used when the client is no longer requiring primary treatment and is ready for discharge. Recovery services occur in a variety of settings such as outpatient aftercare, relapse/recovery groups, 12-step and self-help groups as well as sober living housing.

We have established Medication Assisted Treatment (MAT) Services in the detention centers for those who need medication to assist with recovery from drug addiction. Also, to assist with referrals from jail and prisons, we established a SUD referral system where referrals for MAT services are provided to RUHS-BH's CARES Line to streamline referrals.

When appropriate, clients are linked to RUHS-BH's psychiatrist for assessment and medication management. AB 109 staff work very closely with the psychiatrist to collaborate management of psychotropic medications and keep psychiatrists informed of outcomes including improvements or side effects.

STATISTICS:

During FY 20/21, RUHS-BH has provided 113,118 mental health services and 132,931 substance use services. RUHS-BH served 1,981 unduplicated clients with mental health diagnoses while also serving 822 unduplicated clients with substance use diagnoses. Services provided include mental health and substance use screenings and assessments, medication services (5,701 for FY 20/21), substance use disorder residential and detox services, intensive outpatient services and comprehensive full-service partnership wraparound services.¹¹

Riverside University Health System- Behavioral Health collaborates with Whole Person Care (WPC) nurses to provide screenings at probation sites to identify the physical needs and behavioral health needs of consumers. WPC is state funded program, with matching MHS funding, designed to identify newly released probationer needs and provide linkages to services. WPC has provided 1845 AB 109 screenings at Probation sites for FY 20/21.

Emergency housing and transitional housing also remains a core basic need for AB 109 offenders. During FY 20/21, there were beds available to AB 109 offenders through Behavioral Health's HHOPE Program.

During FY 20/21, AB 109 Housing was provided as follows:

- Mental Health Emergency Housing Bed Nights – 682
- Mental Health Rental Assistance Bed Nights – 229
- Probation (Non-MH) Emergency Housing Bed Nights – 17,863
- Probation (Non-MH) Transitional Housing Bed Nights – 7,908
- Total Served to in FY 20/21:
 - 291 - Males
 - 34 - Females
 - 3 - Children
 - Grand Total= 328

ACCOMPLISHMENTS – FY 20/21:

- **Telehealth Services:** RUHS-BH will aim to utilize technology better to provide BH services including screenings, individual sessions, and group sessions. Utilizing telehealth will address staff in remote areas who may have transportation problems, or a consumer forgets their appointment and instead of canceling can complete their appointment via telehealth. Also, RUHS-BH aims to conduct hybrid groups where there is a mixture of in-person consumers and consumers attending the group virtually via telehealth. RUHS-BH will work towards achieving licenses for Zoom meetings and use Teams Meetings as well.

Goal attained: Largely due to the COVID-19 pandemic, telehealth services were imperative

¹¹ ELMR reports: MHS 5006 AB109 Actuals

in providing behavioral health services to AB 109 probationers. Telehealth allowed us to provide individual and group services to consumers while socially distancing from their homes. In addition, we have successfully ramped up service delivery to equal or exceed pre-COVID-19 data using a hybrid of telehealth and in-person service delivery.

- **Forensic Full Service Partnership (FFSP):** Due to the increasing need of mental health and substance use services for consumers being released from jail and probation the goal is to reducing recidivism into jails, prisons, inpatient psychiatric hospitals and emergency rooms and increase access to primary care physician. In addition, FFSP will work to decrease homelessness by outreaching in the community to individuals that have chronic mental illness and chronic homelessness. The FFSP program provides individual therapy, intensive case management, field-based services, after-hours crisis hotline support, skills building and process groups, art therapies, and other behavioral health services.

Goal attained: The FFSP was able to reduce recidivism into jails, prisons, inpatient psychiatric hospitals and emergency rooms and we increased consumer access to primary care physicians.

GOALS – FY 21/22:

- **Design Core Outcome Measures for Forensic Outpatient clinics:** RUHS-BH will aim to develop core outcome measures for non-FSP forensic programs to demonstrate consumer progress (e.g. risk behaviors, behavioral health symptoms, medical, psychiatric crises and hospitalizations, legal, housing, education, employment, and coping skills.). There are currently similar outcome measures and data collection for FFSP programs.
- **Expansion of Forensic Full Service Partnership (FFSPs):** RUHS-BH aims to expand FFSP for Mid-County and Desert Regions. In prior years, the only AB 109 FFSP was located in Riverside. This year, the goal is to expand to San Jacinto into a new larger clinic space and implement a new Indio clinic to allow additional coverage areas for consumers who need intensive New Life services.
- **Promote Technology Based Programming to address Behavioral Health:** RUHS-BH aims to utilize technology to promote wellness and recovery via the TakeMyHand.co live peer chat platform as well as installation of Kiosks in the lobbies of Day Reporting Centers and Forensic Outpatient clinics. The Kiosks offer wellness applications for consumers to address behavioral health symptoms, provide direct access to Take My Hand live peer chat, and provide access to MyHealthPoint, which provides consumer access to their health records, ability to download lab results, view current medications, etc.

Section 6
HEALTH AND HUMAN SERVICES
RIVERSIDE UNIVERSITY HEALTH SYSTEMS CORRECTIONAL HEALTHCARE SERVICES
(RUHS-CHS)

IMPACT STATEMENT:

Individuals incarcerated in the correctional system, particularly AB 109 individuals, present unique healthcare challenges that set them apart from the general population. This is especially represented by those with chronic diseases such as cancer, heart disease, asthma, diabetes, hypertension, HIV/AIDS, seizures, Crohn's disease, sickle cell, etc. As the length of stay increases for inmates within Riverside County's correctional system, so has the requirement to provide chronic disease management designed to monitor disease progression, complications and to provide ongoing treatment. Factors impacting public and community health is the need to provide coordinated post-incarceration healthcare for these individuals with the goals of improved clinical outcomes and reduced recidivism.

REALIGNMENT SERVICES RENDERED:

Correctional Healthcare Services provides a wide array of medical services to correctional patients including, but not limited to:

- Comprehensive Receiving Screenings by RNs for all new bookings
- History and Physical Assessments by RNs for all new bookings
- Routine, Urgent and Emergent healthcare by RNs 24/7 on-site
- Routine, Chronic, Urgent and Emergent healthcare by Providers on-site, off-site and via Telehealth
- Acute and Specialist healthcare provided by Riverside University Health System-Medical Center and numerous community facilities throughout Riverside County
- Comprehensive Sub-Specialty healthcare provided on-site, off-site and via Telehealth
- Routine, Preventative and Emergent Dental Care provided on-site
- Optometry Clinic on-site
- Radiology Services on-site and off-site
- Orthopedic Clinic on-site, off-site, and via Telehealth
- Physical and Occupational Therapy on-site and off-site
- Medicated Assisted Treatment Program on-site
- Comprehensive Discharge Planning and connection with community partners

STATISTICS:

Correctional Healthcare Services (CHS) are provided by a dedicated team of healthcare staff including Physicians, Dentists, Mid-Level Providers, Registered Nurses, Licensed Vocational Nurses, Dental Assistants, Radiology Technicians, and a number of other healthcare personnel.

STATISTICS FOR HEALTHCARE PROVIDED – FY 20/21:

- 3,003,767 Medications Delivered
- 82,418 Receiving Screenings; History and Physicals
- 1,986 Emergency Department Visits
- 4,643 Sub-Specialty Appointments
- 44,741 Safety and Sobering Cell Treatments
- 3,385 Dental Visits
- 22,723 Physician and Mid-Level Provider Visits
- 98,670 Registered Nurse Visits

ACCOMPLISHMENTS – FY 20/21:

- Expanded Medi-Cal Inmate Program and enrollment
- Expanded the Medically Indigent Services Program
- Expanded Telehealth with Specialty Clinics:
 - Rheumatology
 - Podiatry
 - Pulmonology
 - Hepatology and Oncology
- Initiated Physical and Occupational Therapy on-site to reduce off-site clinic visits
- Initiated Orthopedic Clinic on-site to reduce off-site clinic visits
- Opened John Benoit Detention Center in Indio

GOALS – FY 21/22:

- Continue to expand Medi-Cal enrollment
- Continue to expand eConsult Services in association with IEHP
- Continue to expand Telehealth Services

Section 7

DISTRICT ATTORNEY AND PUBLIC DEFENDER

IMPACT STATEMENT:

The impact of Realignment on the Riverside County District Attorney's Office and the Law Offices of the Public Defender continues to be significant in that each has experienced a dramatic increase in caseloads due to the added responsibility of revocation hearings for those on Parole, PRCS and MS.

Prior to Public Safety Realignment, PRCS and MS did not exist. Parole violations were handled by state parole agents, administrative hearing officers, and state appointed counsel. Now, the obligation for these hearings has been placed upon these two departments and has resulted in the Riverside County Superior Court creating a separate court calendar necessitating the hiring of a hearing officer to preside over these matters.

In addition to the increased workload and pursuant to Marsy's Law, the District Attorney must notify victims of crime of any change in a defendant's custody status. This includes notification to the victims of the thousands of prisoners released early due to overcrowding and, in the case of Parole, PRCS, and MS violations, notification to the original victim as well as any current victim that they have a right to comment and to appear at each court appearance.

REALIGNMENT SERVICES RENDERED:

PRCS Revocations: Offenders' successful reintegration into the community continues to be a priority for the county's criminal justice agencies. The response to non-compliant behavior requires the implementation and coordination of effective strategies that span the departments. Riverside County has a centralized PRCS Court in the Banning Justice Center where a dedicated courtroom is allocated for all hearings enabling them to be heard in a more efficient manner. In response to non-compliant behavior and the need for enhanced involvement with Realignment offenders with significant treatment needs, the AB 109 Exit Plan program was developed. As a result of a PRCS revocation, eligible offenders meet with staff from Behavioral Health and agree to participate in a 12-month program specifically tailored to their treatment needs.

The program is agreed upon by staff from the Probation Department, RUHS, the Public Defender's office, and the District Attorney's office. Upon successful completion of the AB 109 Exit Plan, a graduation ceremony is held to recognize the offenders for their compliance and success. The first graduation was held in July 2016 and was facilitated by Hearing Officer Judith M. Fouladi. The program is ongoing and future graduations will be held in FY 21/22.

In FY 20/21 we have continued the commitment to address those qualifying offenders who have committed crimes, which the legislature deems non-serious, non-violent, and/or non-registerable sex offenses. The import of our commitment is even greater considering the continued violent crime increases in our county, which indicate an escalation in criminal conduct in offender populations. However, current staffing levels are enough to address the ongoing direct impact of Public Safety Realignment on our operations.

STATISTICS:

Offenders who have been sentenced to certain classifications of crimes (non-1170(h) of the Penal Code) serve their sentences in a state correctional facility. Upon their release they are placed on either Parole or PRCS. In the case of Parole, the supervision of the parolee is handled by state parole. In the case of PRCS, supervision is handled by the Probation Department. In either case, when a violation of terms is alleged, the offender is entitled to a revocation hearing before an administrative hearing officer.

Prior to the Public Safety Realignment Act, the parole department, state appointed counsel, and administrative hearing officers would handle violation of parole as PRCS did not exist. The responsibility for these hearings (Parole and PRCS) has been shifted to the County of Riverside, namely the Superior Court, District Attorney's Office, and the Public Defender's Office. This increased caseload by the District Attorney and Public Defender requires additional personnel in

order to provide proper representation to the state as well as the offender. These additional personnel include but are not limited to:

- Specially trained attorneys to prepare and present matters in court;
- Additional clerical support to input case data and properly track files;
- Additional investigative support to supplement parole and probation investigations, serve subpoenas to secure the presence of witnesses at hearing and retrieve physical and documentary evidence; and
- Victim Service Advocates to communicate with victims of crime and provide victims services.

In FY 20/21, the District Attorney's Office processed PRCS violations and Parole revocation cases. This resulted in 3,895 court appearances on PRCS violations and 648 court appearances on Parole violations by the District Attorney for a total of 4,543 court appearances. The Public Defender's Office appears on the vast majority of the PRCS and Parole revocation cases. By comparison, FY 19/20 saw a total of 3,619 PRCS cases and Parole violation appearances. Thus, FY 20/21 saw an increase of 924 appearances when compared with the previous fiscal year. This increase can be partially attributed to the COVID-19 pandemic related shutdown in early 2020. The Banning Justice Center courts have been open and hearing PRCS cases for all of FY 20/21. In addition, convicted felons who have been sentenced pursuant to 1170(h) of the Penal Code and who would have previously served their sentences in state prison, now serve their sentences at the local level in the Riverside County jails. These offenders serve either an entire custodial term with no supervision upon release or a 'split sentence' with a portion of the sentence in custody and the balance of the sentence under the term of MS with the Probation Department.

Finally, due to the enactment of Marsy's Law, the District Attorney is obligated to notify victims of crime of any change in the offender's custody status as well as provide victims the opportunity to comment and appear at every court appearance. In the case of revocation hearings, this includes any victim of the crime for which the offender is being supervised as well as any victim who may be the subject of the violation, whether or not it has resulted in the filing of a new criminal case.

ACCOMPLISHMENTS – FY 19/20:

In FY 2020/2021, the District Attorney's Office and the Public Defender's Office maintained adequate staffing levels (despite the COVID-19 pandemic) to handle the AB 109 cases when the court resumed operations. Additionally, the Public Defender's and District Attorney's Offices worked together with RUHS to provide a substance abuse treatment "Exit Plan" in an effort to reduce recidivism by providing treatment to offenders. In FY 20/21, the District Attorney's Office continued to bolster the effort of the Post-Release Accountability & Compliance Team (PACT) in relation to AB 109. For example, in 2020, the PACT team conducted 2,304 searches and made 1,066 arrests.

GOALS – FY 20/21:

- Maintain adequate staffing to achieve effective administration of AB 109 cases through the Court process.
- Continue to ensure services and safety for the Community in relation to the administration of AB 109.
- Continue to effectively resolve the surge in AB 109 Cases in FY 21/22 as a result of the court closure due to the COVID-19 global pandemic from the previous fiscal year.
- Continue to improve methods and protocols in communicating information to victims related to the custody status of offenders in compliance with Marsy's Law requirements

Section 8

LAW ENFORCEMENT COORDINATION – CHIEF OF POLICE

The Probation Department, local law enforcement agencies, and Sheriff's Department collaborate and coordinate efforts to ensure community safety and offender accountability. These efforts are essential to the AB 109 Public Safety Annual Realignment Plan.

Post-Release Accountability and Compliance Team (PACT):

A multi-agency PACT was established in order to augment efforts to supervise high-risk offenders and apprehend absconders. The primary mission of PACT is for local law enforcement agencies to work with the Probation Department to focus on the non-compliance of PRCS offenders that pose the most risk to public safety. There are currently three teams operating in the West, Central, and East regions of the county dedicated to identifying and investigating 'non-compliant' PRCS offenders, locating and apprehending 'at-large' and 'high-risk' PRCS offenders, and performing probation sweeps. Through sustained, proactive, and coordinated investigations, each team is able to share information, serve warrants, and locate and apprehend non-compliant offenders. PACTs proactively search for the 'at-large' PRCS offenders and reduce the number of absconded PRCS offenders as identified by Probation staff, allowing Probation staff more time and resources to focus on case management and compliance checks.

Three Multi-Jurisdictional Regional Teams:

- **West PACT:** Staff from RPD, Corona Police Department, the Probation Department, and Riverside County District Attorney's Office; West PACT is supervised by a RPD sergeant and housed at RPD.
- **Central PACT:** Staff from Beaumont Police Department, Hemet Police Department (HPD), Menifee Police Department, Murrieta Police Department, the Probation Department, Riverside Sheriff's Department – San Jacinto and Lake Elsinore Stations and Riverside County District Attorney's Office; Central PACT is supervised by a HPD sergeant and housed at HPD.
- **East PACT:** Staff from Palm Springs Police Department, Desert Hot Springs Police

Department, Cathedral City Police Department (CCPD), Indio Police Department (IPD), the Probation Department, Riverside Sheriff's Department – Palm Desert and Thermal Stations, and Riverside County District Attorney's Office; East PACT is supervised by a PSPD sergeant and housed at CCPD.

Association of Riverside County Chiefs of Police and Sheriff (ARCCOPS):

ARCCOPS provides oversight of the PACT program. A representative of ARCCOPS sits on the CCPEC as a voting member and reports on PACT activities. There are Memorandums of Understanding (MOU) between the Probation Department and the participating local law enforcement agencies (Beaumont Police Department, Cathedral City Police Department, Corona Police Department, Desert Hot Springs Police Department, Hemet Police Department, Murrieta Police Department, Palm Springs Police Department, Riverside County Sheriff's Department and Riverside Police Department) for monetary reimbursement from Realignment. Probation is the fiscal agent as it relates to Realignment reimbursement from the county.

PACTs operate on a task force model similar to the county's successful regional gang task force teams and countywide Sexual Assault Felony Enforcement (S.A.F.E.) team.

Section 9

LEGISLATIVE ADVOCACY

Since implementation of AB 109 Public Safety Realignment, Riverside County has remained proactive in identifying issues for legislative proposals, and attentive to proposed legislation and its impact on Realignment programs and operations. Focus includes enacted and proposed legislation:

Enacted Legislation:

- **AB 2606 (Criminal Justice: Supervised Release File):** This bill was signed by the governor on September 30, 2020 and went into effect on January 1, 2021. This bill requires each county probation departments or other supervising county agencies to update any supervised release file that is available to them on CLETS by entering any person that is placed on any form of postconviction supervision within their jurisdiction, as specified. Each county probation department or other supervising county agency shall every 10 days, update any supervised release file that is available to them on the California Law Enforcement Telecommunications System by entering any person placed onto postconviction supervision within their jurisdiction and under their authority, including persons on probation, mandatory supervision, and post-release community supervision.
- **AB 2147 (Convictions – Expungement – Incarcerated Individual Hand Crews):** This bill was signed by the governor on September 11, 2020 and went into effect on January 1, 2021. This bill allows a defendant who successfully participated in the California Conservation Camp Program or a county incarcerated individual hand crew as an incarcerated individual hand crew member, and has been released from custody, to petition to withdraw their plea

of guilty or plea of nolo contendere and enter a plea of not guilty. The bill excludes persons convicted of specified violent felonies and sex offenses ineligible for relief.

Proposed Legislation:

- **AB 1228 (Supervised Persons – Release):** Current law authorizes a probation officer, parole officer, or peace officer to rearrest a person without warrant or other process during the period that a person is released on probation, conditional sentence or summary probation, or mandatory supervision, or when the person is subject to revocation of post release community supervision or parole supervision, if the officer has probable cause to believe that the supervised person is violating the terms of their supervision. Current law allows a court to order the release of a supervised person from custody under terms and conditions the court deems appropriate, unless the person is serving a period of flash incarceration. This bill would require a court that elects to order the release of persons on probation pursuant to this provision to release persons on probation on their own recognizance pending a formal revocation hearing absent a finding by clear and convincing evidence that conditions of release are required by the individual circumstances of the case in order to reasonably protect the public and provide reasonable assurance of the person’s future appearance in court. The bill would prohibit a court from imposing cash bail as a condition of release absent a showing by clear and convincing evidence that other reasonable conditions of release would be inadequate to encourage the person to attend court in compliance with the court’s orders.
- **AB 1474 (Sentencing – Consideration of Costs):** Current law, generally, provides for the punishment of persons guilty of a criminal offense, as specified, including incarceration in the state prison or a county jail. Current law requires the court in a criminal case to appoint a time for pronouncing judgment within 20 days after a plea, finding, or verdict of guilty. This bill would require a prosecuting attorney, at sentencing, to state on the record the estimated cost of incarceration or supervision for any proposed sentence. This bill contains other related provisions and other current laws.
- **AB 717 (Prisoners – Identification Cards):** Would require the Department of Corrections and Rehabilitation to ensure all inmates released from state prison are released with a valid California identification card. The bill would require, among other things, that the California Department of Corrections and Rehabilitation obtain Department of Motor Vehicles-approved cameras, determine the documentation inmates require for California identification cards and driver’s licenses and provide inmates with the opportunity and means to obtain those documents, provide inmates with the opportunity and means to work with the Department of Motor Vehicles to obtain a California identification card or driver’s license, and to make licensing examinations available to inmates.
- **AB 998 (Incarcerated Persons – Health Records):** Would require, when jurisdiction of an inmate is transferred from or between the Department of Corrections and Rehabilitation, the State Department of State Hospitals, and county agencies caring for inmates, those agencies to disclose, by electronic transmission when possible, mental health records, as defined, regarding each transferred inmate who received mental health services while in custody of the transferring facility, at the time of transfer or within 7 days of the transfer. The bill would require mental health records to be disclosed to ensure sufficient mental

health history is available for the purpose of satisfying specified requirements relating to parole and to ensure the continuity of mental health treatment of an inmate being transferred between those facilities.

- **SB 629 (Identification Cards):** Current law requires the Department of Corrections and Rehabilitation and the Department of Motor Vehicles to ensure that any eligible inmate released from state prison has a valid identification card. Current law defines “eligible inmate,” in part, as a person who has previously held a California driver’s license or identification card, who has a usable photo on file with the Department of Motor Vehicles that is not more than 10 years old, and who meets certain requirements, including that they have provided, and the Department of Motor Vehicles has verified, specified information, such as the inmate’s true full name. This bill would delete the requirement that the usable photo on file be no more than 10 years old, would require a new photo to be taken if the photo on file is deemed unusable, and would require the inmate to provide, and the Department of Motor Vehicle to verify, their California residency for purposes of obtaining an identification card.

Section 10

REALIGNMENT OPERATIONAL REVIEW

Riverside County partnering agencies continue to work collaboratively to enhance and assess improvement efforts.

Systems Infrastructure: The CCPEC approved development of data sharing techniques or a database for all collective agencies to access. The goal is to gather baseline data and compare yearly metrics starting from October 1, 2011 to current. A central systems analysis will assist in determining where adjustments in service delivery are required in light of failure rate criteria. Currently, coordinated efforts have resulted in several data sharing systems including regular reports to partner agencies consisting of warrant information, demographics as well as case and supervision status. Further, Riverside County’s early release protocol of 1170(h) PC inmates requires regular communication and updates to justice partners throughout the county for adjustments to community supervision commencement dates.

UCR Project: On December 11, 2018, a CCPEC funded contract was entered into with the County of Riverside and the University of California, Riverside - Robert Presley Center to complete a comprehensive evaluation of the County’s Day Reporting Centers. The evaluation serves to assess the relative strengths of the program as an alternative to traditional supervision. The scope of the project is to determine the impact of the DRCs on recidivism as compared to traditional supervision; identify how different DRC services affect re-entry success; and whether the duration of services affect client success and recidivism rates. The project is the first of its kind, not only in the County of Riverside, but the State of California. Since execution, the Department has worked diligently and collaboratively with UCR to necessary facility access, joint application to obtain Department of Justice statistics and recidivism data, along with internal probation data, and client

demographic and program information. It is expected the project will be conducted in four phases: preparation, quantitative analysis, qualitative data collection and analysis, and ending with a final report. The project was expected to be completed in this FY 20/21. However, due to the COVID-19 pandemic, the project has been further delayed and is now expected to be completed by the end of FY 21/22. The Department is looking forward to the outcomes and incredibly honored to have been selected for this project.

Section 11 **SUMMARY**

Ten years ago, California drastically modified its criminal justice system, shifting significant responsibility for state inmates and parole supervision to local jurisdictions. The goal of realigning these offenders was to reduce the state prison population, reduce recidivism, and protect communities. Assembly Bill 109 has been a catalyst for Riverside County agencies. Now, more than ever, Riverside County strives to engage offenders with evidence-based programming, implement strategies for reducing overcrowding in the jail, facilitate a fair and efficient revocation proceeding process, and ensure quality behavioral and physical health treatment. The collaboration amongst agencies has allowed for the development of innovative programs that meet the daily challenges faced by the realignment population.

During FY 20/21 the effects of COVID-19 were strongly felt. The treatment of offenders' addictions and physical and mental illnesses continues to be the top criminogenic needs. Due to expansion of mental health housing in the jails, the Sheriff's Department works closely with Behavioral and Correctional Health in a concerted effort to stabilize treatment and assist with ongoing mental health services for transitional success. These collaborations evaluate and assess offenders for transition into traditional housing units through a 'step down' process, as the jail continues to operate at maximum bed capacity. A combined effort using screenings and assessments, case planning/management, and program/service delivery while in-custody remains a significant factor in determining the offender's success. The Sheriff's Department continued to provide in-custody rehabilitation programming through the Sheriff's Reentry Unit and connected clients to services such as medical, mental health, education, workforce development, housing while in-custody, and transitioning to the community through programs such as the DRC and WPC. A new program called Audio-Book Children (ABC) stories engages qualified inmates who have a prenatal or custodial role with a young child (10yrs and under) to record an audio book, using their voice, to be sent to their child while they remain in custody. The increase in services rendered spanned multiple agencies, as both the Sheriff and Probation Departments continued to add and refine programs and efforts within their respective agencies using targeted interventions aimed at education, evidence-based programs, and re-entry services. The impact of Realignment on the Riverside County District Attorney's Office and the Law Offices of the Public Defender continues to be significant in that each has experienced a dramatic increase in caseloads due to the added responsibility of revocation hearings for those on Parole, PRCS and MS. Adequate staffing levels have been maintained to allow the handling of AB 109 cases when the court resumed operations.

As with last year's goals, this fiscal year continued to be challenging. This year's goals include the expansion of some programs and the development of new ones. The focus is on enhanced collaboration of multiple agencies and CBOs to improve services for clients commencing in-custody and providing a continuum of care during transition and post-release. The Sheriff's Department is focusing on reducing and preventing the spread of coronavirus for those in custody and for those transitioning back into the community. The District Attorney's Office and the Office of the Public Defender will continue to improve methods and protocols in communicating information to victims related to the custody status of offenders in compliance with Marsy's Law requirements. Expansion of programs and services, as well as collaboration with clients by providing referrals and direct connection to community-based organizations continues to be at the forefront of the Probation Department's efforts to increase successful outcomes.

Since the implementation of Realignment, the collaborative effort from all agencies involved has resulted in widespread changes in Riverside County's criminal justice system. The effort will continue as existing practices and programs are re-evaluated for efficiency and effectiveness. The professionalism and working relationships that have emerged over the past ten years continue to grow and will be relied upon during the next fiscal year. Particularly due to the vast challenges encountered through the global pandemic of COVID-19, the use of technology, efficiencies created by remote coordination and collaboration, and innovative approaches to ensure optimum service delivery in spite of these unprecedented challenges, this past fiscal year has certainly proved to be representative of the commitment, dedication, and drive demonstrated by all of the CCPEC agencies to address the needs of the realignment population. While committed to executing the most cost-effective use of available resources and maintaining the public safety, the CCPEC remains optimistic that cumulative efforts will continue to produce positive outcomes.

**COMMUNITY CORRECTIONS PARTNERSHIP EXECUTIVE COMMITTEE
PUBLIC SAFETY REALIGNMENT BUDGET
FY 21/22**

****Will be updated on 10/5/2021

CCPEC Member Agency	FY 2020/21 Roll-Over Funds	FY 2021/22 State Base Allocation	FY 2020/21 Additional Base Allocation	FY 2020/21 Growth Allocation	FY 2021/22 CCPEC Approved Budgets
Probation Department	\$ -	\$ 18,858,246	\$ 2,149,099	\$ 986,441	\$ 21,993,786
Sheriff's Department	\$ -	\$ 35,282,927	\$ 4,020,867	\$ 1,845,587	\$ 41,149,380
District Attorney	\$ -	\$ -	\$ -	\$ -	\$ -
Public Defender	\$ 10,975	\$ 257,002	\$ 30,539	\$ 14,017	\$ 312,533
Health & Human Services	\$ -	\$ 32,800,096	\$ 3,737,922	\$ 1,715,714	\$ 38,253,732
Police	\$ 789,619	\$ 2,150,955	\$ 335,110	\$ 153,816	\$ 3,429,500
Total	\$ 800,594	\$ 89,349,226	\$ 10,273,536	\$ 4,715,575	\$ 105,138,931

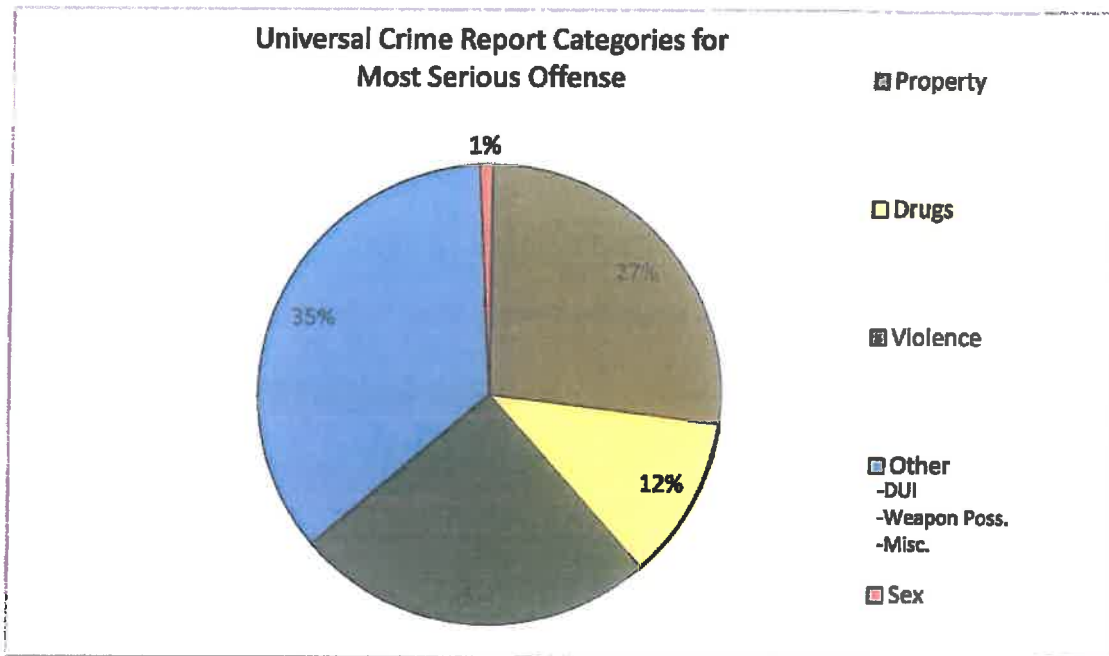
**POST-RELEASE COMMUNITY SUPERVISION
STATISTICAL DATA
OCTOBER 1, 2011 THROUGH JUNE 30, 2021**

	As of June 30, 2021	Within FY 20-21
PRCS Packets Received:	17,885	
Total Supervised:	1,760	1,316
Supervised:		
PRCS Offenders assigned to a caseload 06/30/21:	1,651	
High:	995	60%
Medium:	521	32%
Low:	135	8%
PRCS Offenders Pending Assessment:	109	
Warrants:		
PRCS Warrants Issued:	13,815	2,087
Outstanding PRCS Warrants:	912	7%
Cleared PRCS Warrants:	12,791	93%
Number of Offenders:	4,770	2,050 1,222
Revocations:		
PRCS Revocation Petitions:	20,222	2,678
New Offenses Only:	5,843	29%
Number of Offenders:	3,527	819 27%
Technical Only:	14,379	71%
Number of Offenders:	4,854	1,859 73%
Dismissed/Withdrawn:	1,504	7%
Flash Incarcerations - No Petition Filed:	5,040	51 9%
Number of Offenders:	2,907	465 373
Terminations:		
PRCS Terminations:	13,743	1,501
Successful (Early Term):	8,109	59%
Expired: (Served full term)	858	6%
Prop 47 Closed:	216	2%
Deceased:	191	1%
Jurisdictional Transfer	1,491	11%
Unsuccessful:	2,878	21%

**MANDATORY SUPERVISION
STATISTICAL DATA
OCTOBER 1, 2011 THROUGH JUNE 30, 2021**

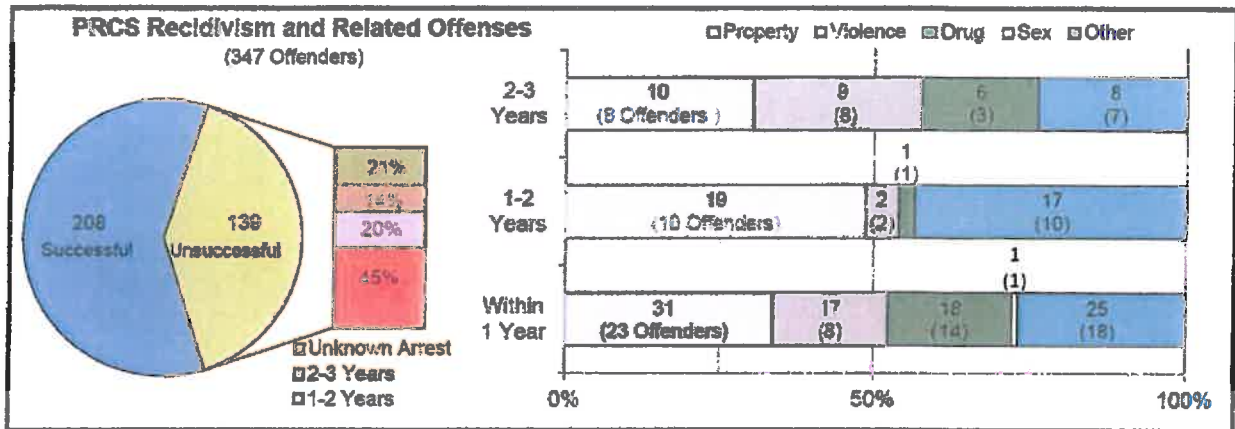
	As of June 30, 2021		Within FY 20-21	
MS Cases ordered by the Court:		14,996		606
Supervision:				
MS Offenders assigned to a Caseload on 6/30/2021:		668		
High:	200	30%		
Medium:	213	32%		
Low:	255	38%		
MS Offenders Pending Assessment:	79			
Warrants:				
Mandatory Supervision Warrants Issued:		12,515		1,245
Outstanding MS Warrants:	659	5%		
Cleared MS Warrants:	11,817	94%	1,169	
Number of Offenders:	4,462		576	
Revocations:				
MS Revocation Petitions:		17,328		971
New Offenses Only:	7,130	41%	441	45%
Number of Offenders:	3,171		282	
Technical Only:	10,198	59%	530	55%
Number of Offenders:	4,225		315	
Dismissed/Withdrawn:	492	3%	13	1%
Flash Incarcerations - No Petition Filed:	35		5	
Number of Offenders:	28		3	
Terminations:				
MS Terminations:		12,669		711
Successful (Early Term):	38	0%	7	1%
Expired (Served full term):	4,742	37%	337	47%
Prop 47 Closed:	857	7%	1	0%
Deceased:	129	1%	15	2%
Jurisdictional Transfer:	808	6%	55	8%
Unsuccessful:	6,095	48%	296	42%

POST-RELEASE COMMUNITY SUPERVISION (PRCS) UNIVERSAL CRIME REPORT CATEGORIES FOR MOST RECENT COMMITMENT OFFENSE

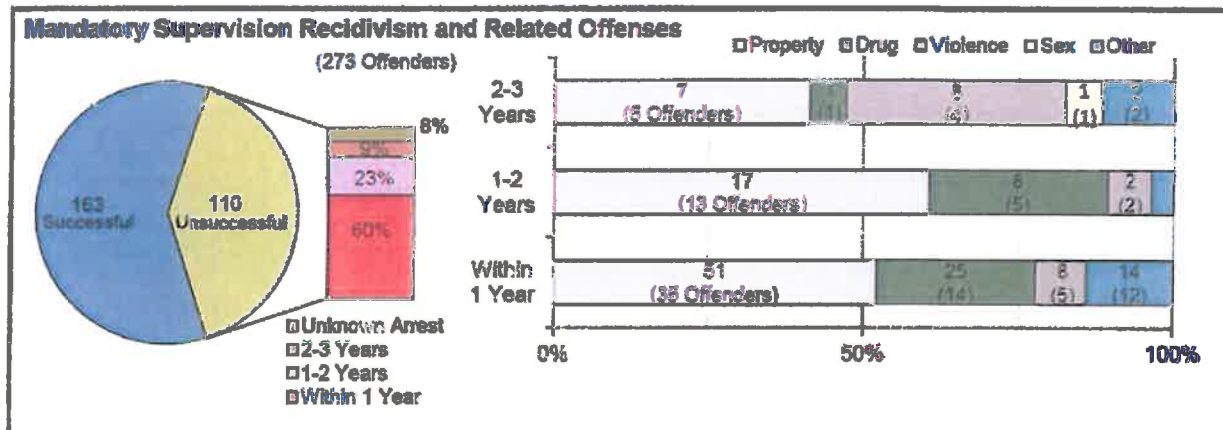


Data provided by the Riverside County Probation Department as of June 30, 2021

Realignment Recidivism¹⁷



Forty percent of PRCS offenders recidivated, 62 (45%) within 1 year, 28 (20%) 1-2 years, and 20 (14%) 2-3 years. Nearly half of the population recidivated within 1 year of supervision, most likely with a Property or Other offense.



Less than half (40%) of those who started supervision in Q2 2018 recidivated within 3 years. Amongst them, 66 (60%) within 1 year, 25 (22.7%) 1-2 years, and 10 (9.1%) 2-3 years. Recidivism in Mandatory Supervision had a higher probability of happening within 1 year with a Property offense.

**POST-RELEASE ACCOUNTABILITY AND
COMPLIANCE TEAM ACTIVITY REPORT
FISCAL YEAR 2020-2021**

2020	Compliance Checks¹⁸	Bad Addresses	Arrests PRCS	Arrests MS	Arrests Other¹⁹	AODs²⁰
July	161	9	16	8	50	7
August	156	9	15	0	73	46
September	256	4	28	8	73	27
October	168	12	25	8	71	21
November	159	7	21	3	73	21
December	165	8	20	3	95	13
Totals	1,065	49	125	30	435	135

2021	Compliance Checks	Bad Addresses	Arrests PRCS	Arrests MS	Arrests Other	AODs
January	182	12	35	8	55	10
February	176	23	17	7	81	16
March	164	12	26	2	84	11
April	188	17	30	1	51	15
May	227	30	31	4	50	17
June	211	26	32	5	56	23
Totals	1,148	120	171	27	377	92

Grand Totals	2,213	169	296	57	812	227
---------------------	--------------	------------	------------	-----------	------------	------------

ANNUAL REALIGNMENT PLAN UPDATE

COMMUNITY CORRECTIONS PARTNERSHIP EXECUTIVE COMMITTEE (CCPEC)

**Ron Miller II,
Chief Probation Officer**

ANNUAL REALIGNMENT PLAN UPDATE

COMMUNITY CORRECTIONS PARTNERSHIP EXECUTIVE COMMITTEE (CCPEC)

Michael Hestrin, District Attorney

ANNUAL REALIGNMENT PLAN UPDATE

COMMUNITY CORRECTIONS PARTNERSHIP EXECUTIVE COMMITTEE (CCPEC)

**W. Samuel Hamrick, Court Executive Officer
Superior Court Designee**

ANNUAL REALIGNMENT PLAN UPDATE

COMMUNITY CORRECTIONS PARTNERSHIP EXECUTIVE COMMITTEE (CCPEC)

Steven L. Harmon, Public Defender

ANNUAL REALIGNMENT PLAN UPDATE

COMMUNITY CORRECTIONS PARTNERSHIP EXECUTIVE COMMITTEE (CCPEC)

Zareh Sarraflan

Assistant County Executive Officer – Riverside University Health System

ANNUAL REALIGNMENT PLAN UPDATE

COMMUNITY CORRECTIONS PARTNERSHIP EXECUTIVE COMMITTEE (CCPEC)

Chad Bianco, Sheriff

ANNUAL REALIGNMENT PLAN UPDATE

COMMUNITY CORRECTIONS PARTNERSHIP EXECUTIVE COMMITTEE (CCPEC)

Tony Conrad, Chief of Police, City of Murrieta

**RIVERSIDE COUNTY
COMMUNITY CORRECTIONS PARTNERSHIP
EXECUTIVE COMMITTEE**

**DOWNTOWN LAW BUILDING
3960 ORANGE STREET, 5TH FLOOR CONFERENCE ROOM, RIVERSIDE, CA**

REGULAR MEETING DATES – 2022

February 1, 2022 – 1:30 p.m.

June 7, 2022 – 1:30 p.m.

October 4, 2022 – 1:30 p.m.

Approved Date: TBD

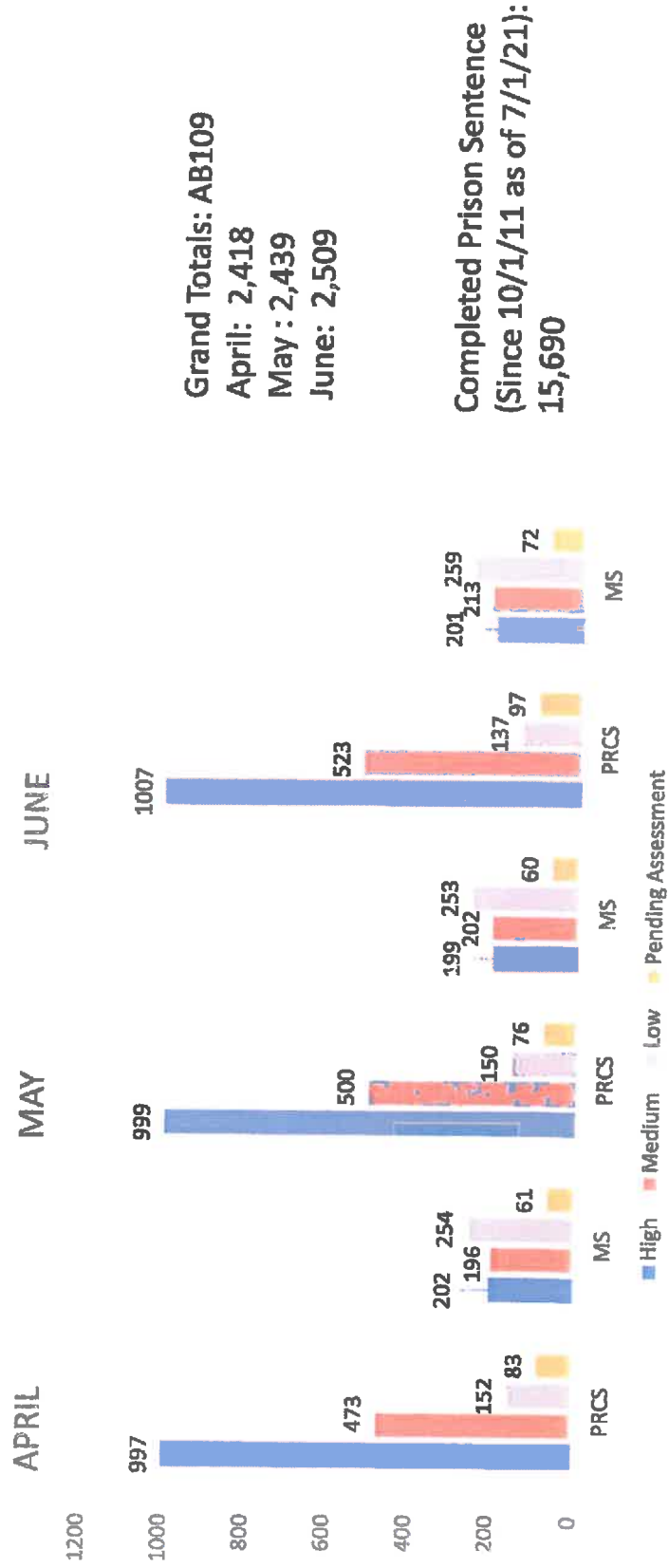
In accordance with State Law (Brown Act):

- ***The meetings of the CCP Executive Committee are open to the public. The public may address the Committee within the subject matter jurisdiction of this committee.***
- ***Disabled persons may request disability-related accommodations in order to address the CCP Executive Committee. Reasonable accommodations can be made to assist disabled persons if requested 24-hours prior to the meeting by contacting Riverside County Probation Department at (951) 955-2830.***
- ***Agenda will be posted 72 hours prior to meeting.***
- ***The public may review open session materials at www.probation.co.riverside.ca.us under Related Links tab or at Probation Administration, 3960 Orange St., 6th Floor, Riverside, CA.***
- ***Cancellations will be posted 72-hours prior to meeting.***
- ***Agenda items may be called out of order.***

CCPEC AB109 Quarterly Statistics

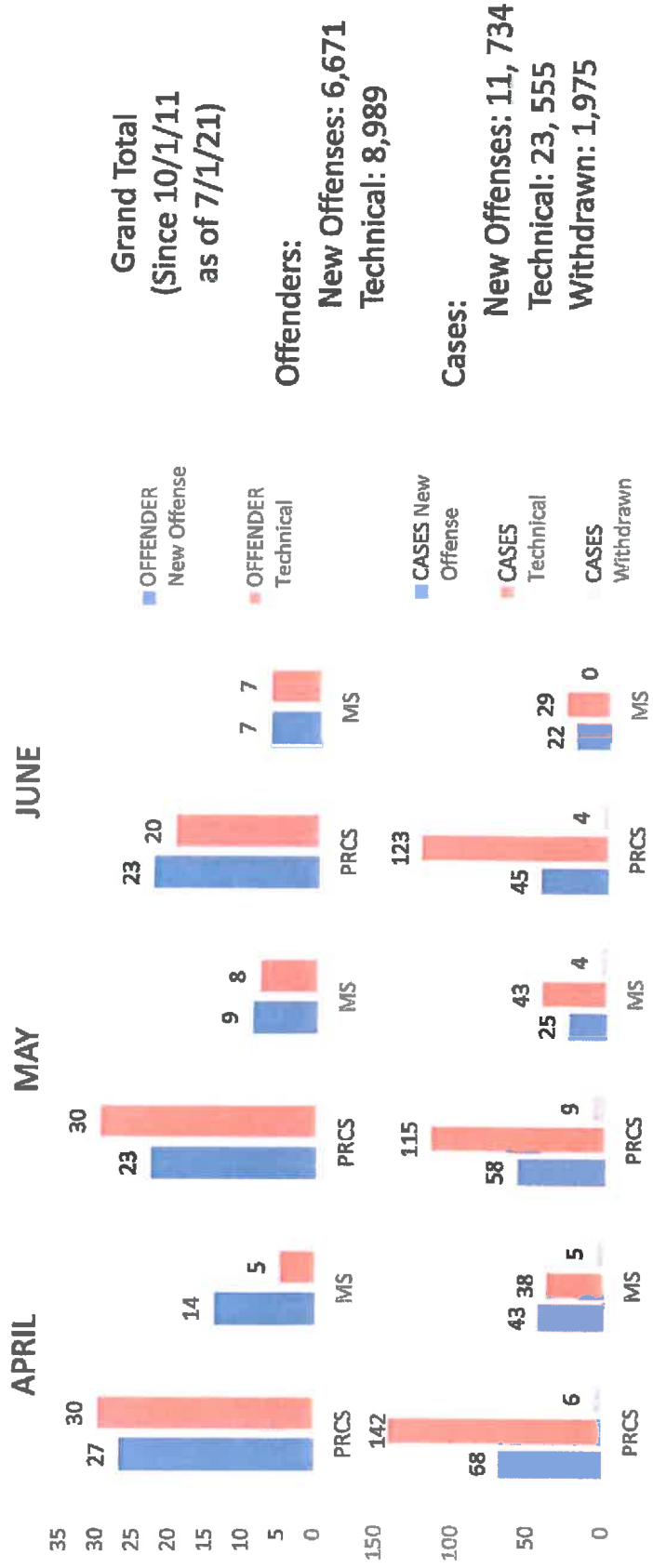
April 2021- June 2021
Quarter 4

AB109 STATUS REPORT



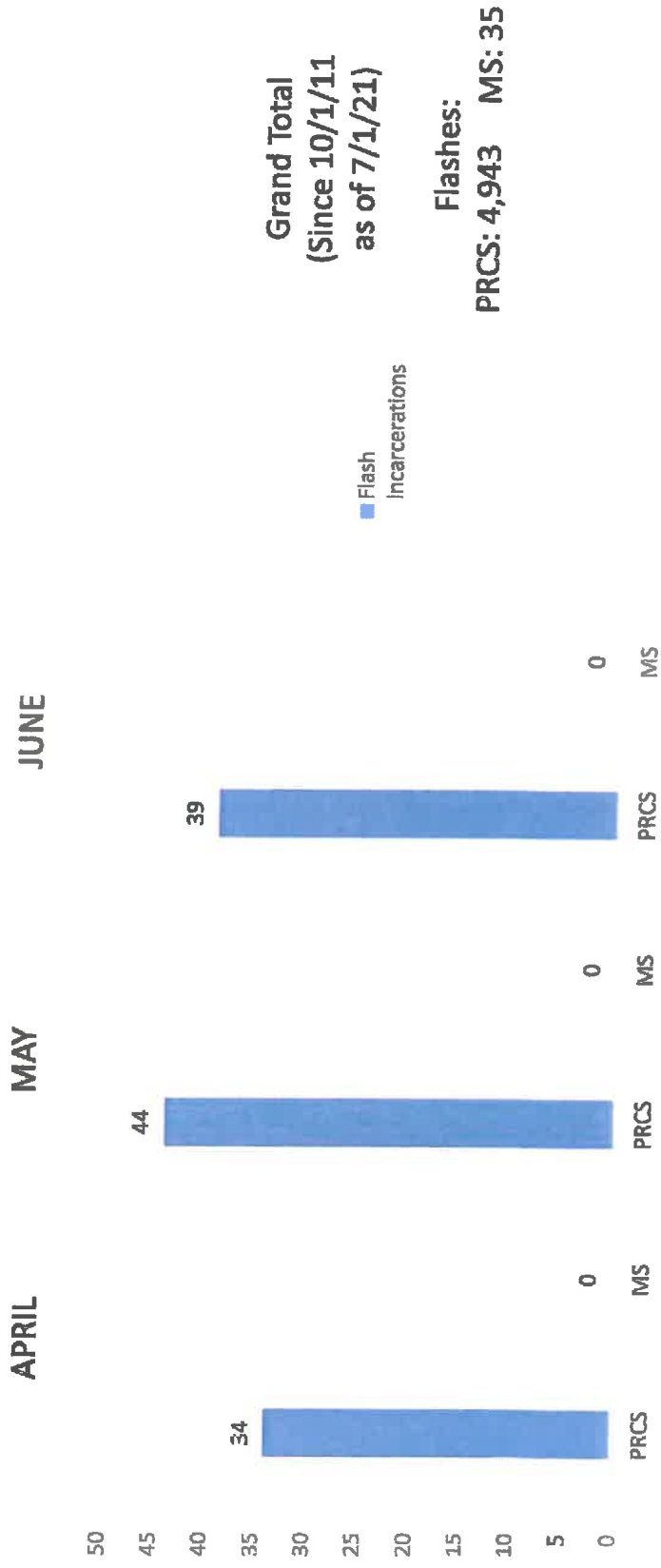
AB109 STATUS REPORT CONTINUED...

Revocations



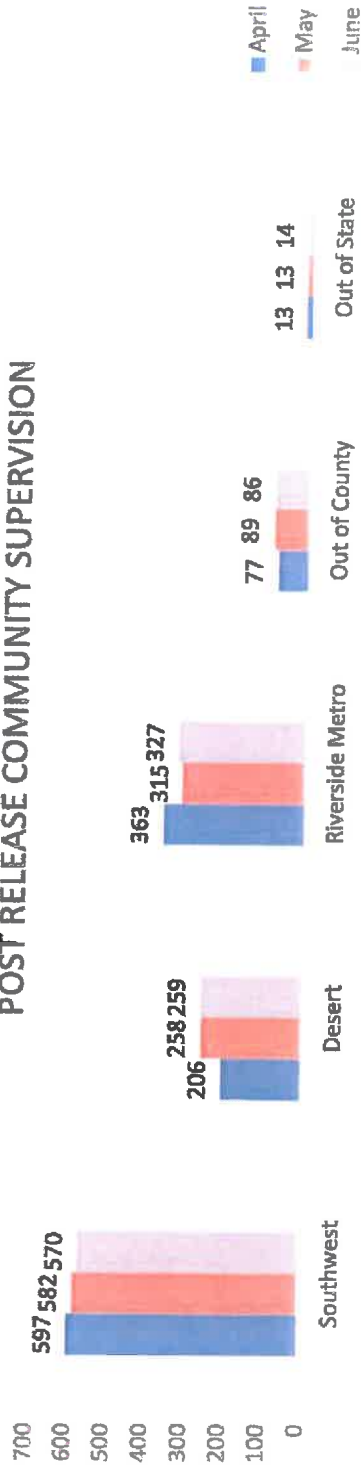
AB109 STATUS REPORT CONTINUED...

Flash Incarcerations

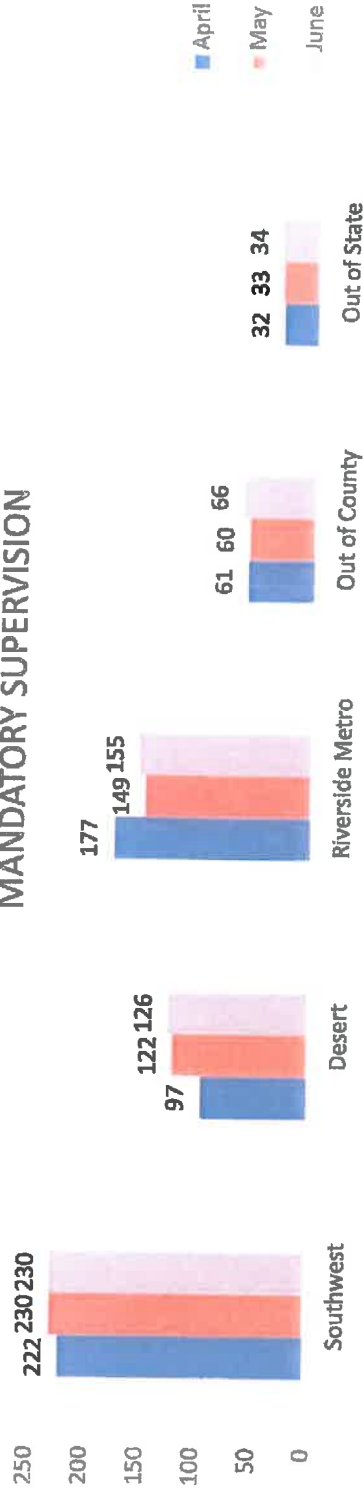


AB109 ACTIVE SUPERVISION (PERMANENT HOUSING)

POST RELEASE COMMUNITY SUPERVISION

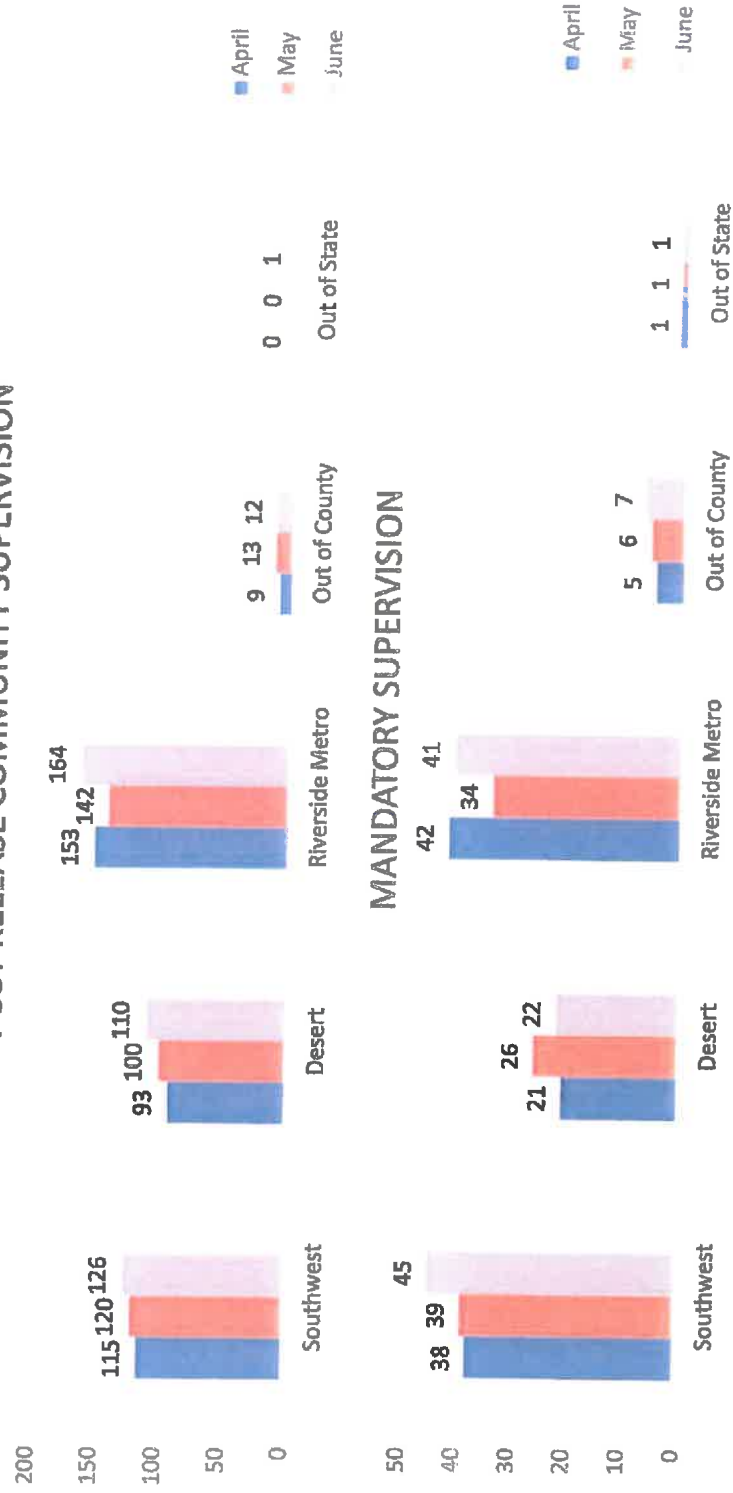


MANDATORY SUPERVISION

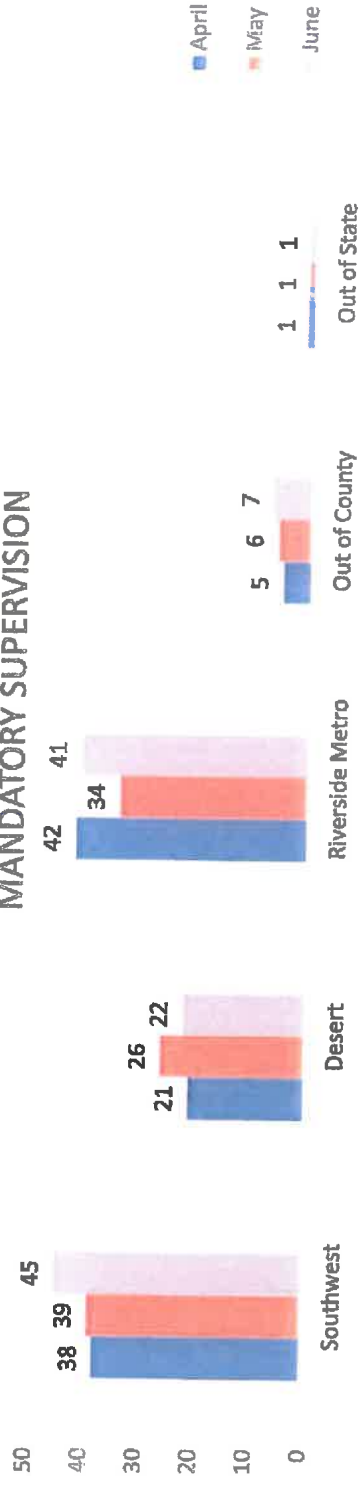


AB109 ACTIVE SUPERVISION (HOMELESS)

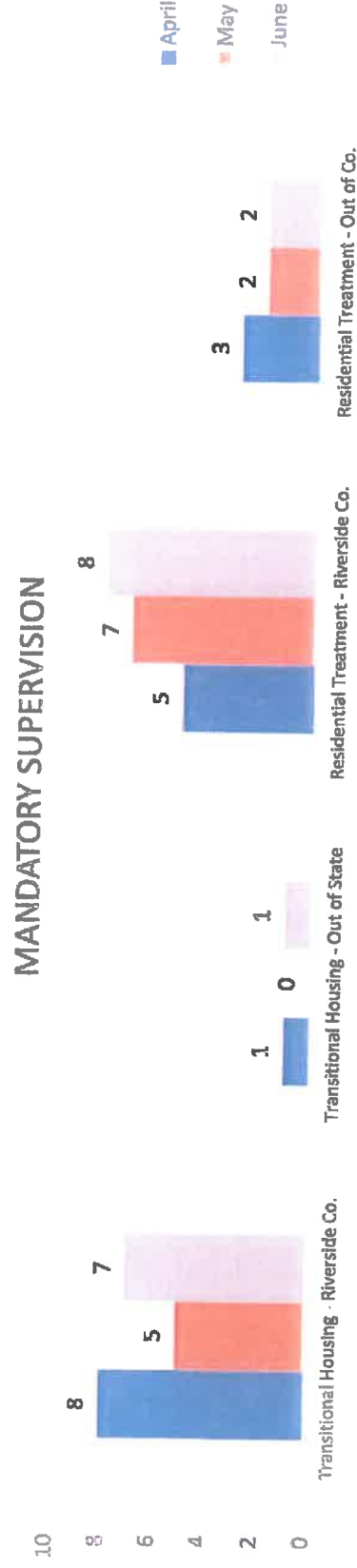
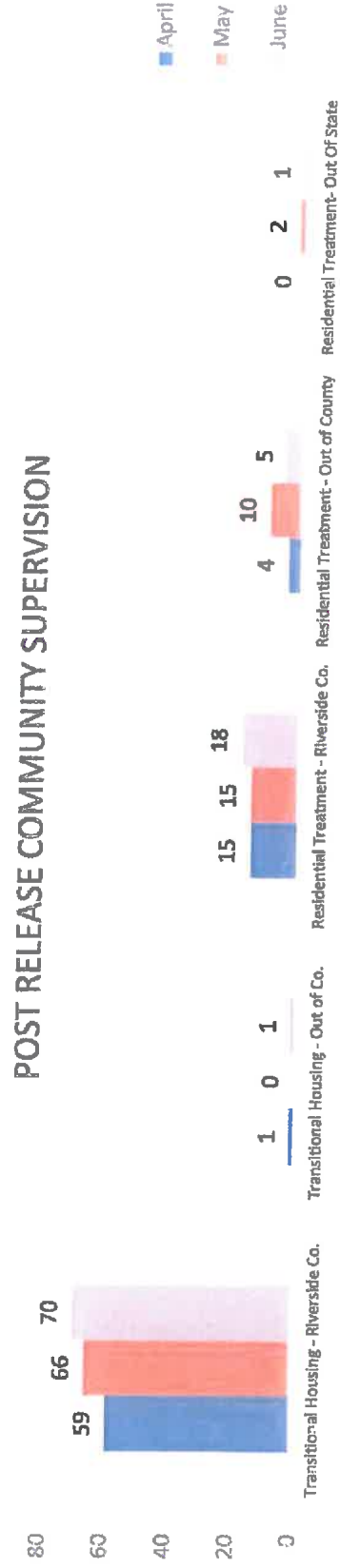
POST RELEASE COMMUNITY SUPERVISION



MANDATORY SUPERVISION

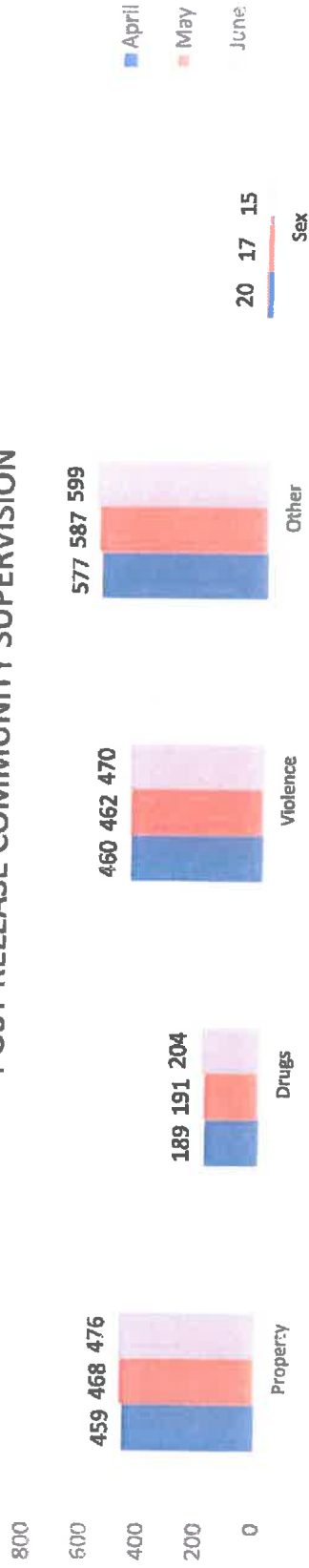


AB109 ACTIVE SUPERVISION (Residential/Transitional Housing)




AB109 UNIVERSAL CRIME REPORT CATEGORIES FOR MOST SERIOUS OFFENSE

POST RELEASE COMMUNITY SUPERVISION




MANDATORY SUPERVISION



AB109 POPULATION BY SUPERVISOR DISTRICT

POST RELEASE COMMUNITY SUPERVISION

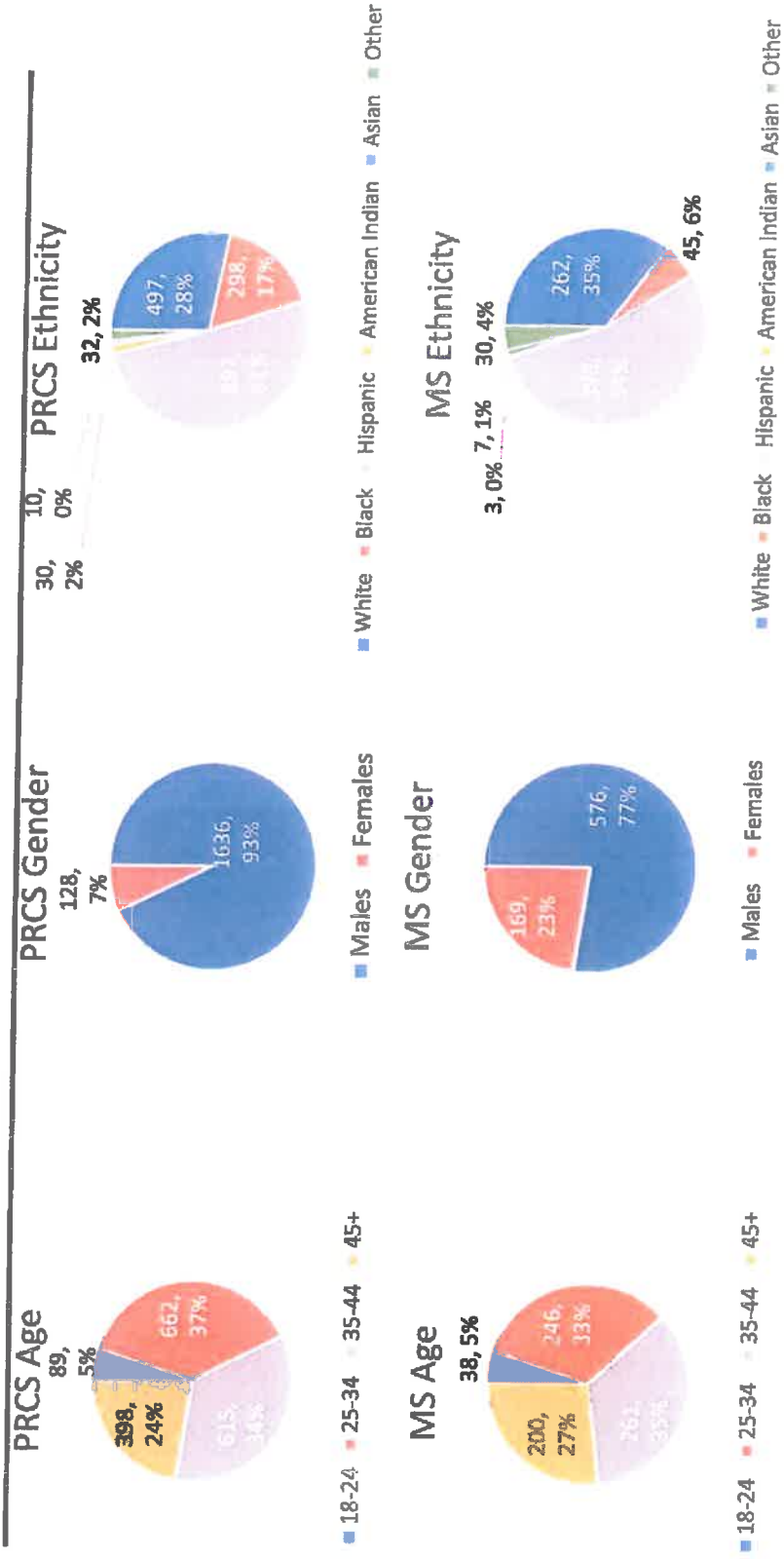


MANDATORY SUPERVISION



PRCS/MS ACTIVE SUPERVISION: AGE, GENDER, ETHNICITY

As of 7/1/21





RIVERSIDE COUNTY SHERIFF'S DEPARTMENT

CHAD BIANCO, SHERIFF / CORONER

To: CCP Executive Committee

Date: September 29, 2021

From: Sheriff Chad Bianco

Point of Contact: Chief Deputy Misha Graves (951) 955-2446, mgraves@riversidesheriff.org

RE: AB 109 Impact Update

Since State Prison Realignment under AB 109 went into effect, the jails in Riverside County have experienced a substantial increase in inmate population. In the first week of January 2012, our facilities hit maximum capacity, requiring us to initiate releases pursuant to a federal court order to relieve overcrowding. Since that date, our jail population has consistently remained at maximum capacity. In calendar year 2020 overcrowding forced the early release of 6,009 inmates. This was a 10.2 percent increase when compared to 2019. The 2021 year-to-date early release number is currently 6,617. We continue to utilize SECP (electronic monitoring) as an alternative sentencing program in an effort to relieve overcrowding and minimize early releases.

Inmate bookings since AB 109 went into effect which are directly related to realignment are:

Parole Violations (3056 PC)¹

- 29,958 inmates booked (20,035 booked for violation only; 9,923 had additional charges)
- 75 inmates in custody

Flash Incarcerations (3454 PC)²

- 5,366 inmates booked
- 7 inmates in custody

Post Release Community Supervision Violations (3455 PC)³

- 20,740 inmates booked (11,605 booked for a violation only; 9,135 had additional charges).
- 38 inmates in custody

Inmates Sentenced under 1170(h) PC for Felony Sentence to be served in County Jail⁴

- 19,546 inmates sentenced
- 58 inmates in custody (30 RSO facilities; 28 alternative housing)
- 22 of these inmates are sentenced to 3 years or more (4 RSO facilities; 18 alternative housing)
- Longest sentence: 8 years

¹ 3056 PC (Parole Violation) - Period of detention in a county jail due to a violation of an offender's condition of parole.

² 3454 PC (Flash Incarceration) - Period of detention in a county jail due to a violation of an offender's condition of post release supervision (1-10 days).

³ 3455 PC (PRCS) - Period of detention in a county jail due to a violation of an offender's condition of post release supervision (not to exceed 180 days).

⁴ 1170 (h) PC – Sentenced felony offenders serving their time in a county jail as opposed to state prison.

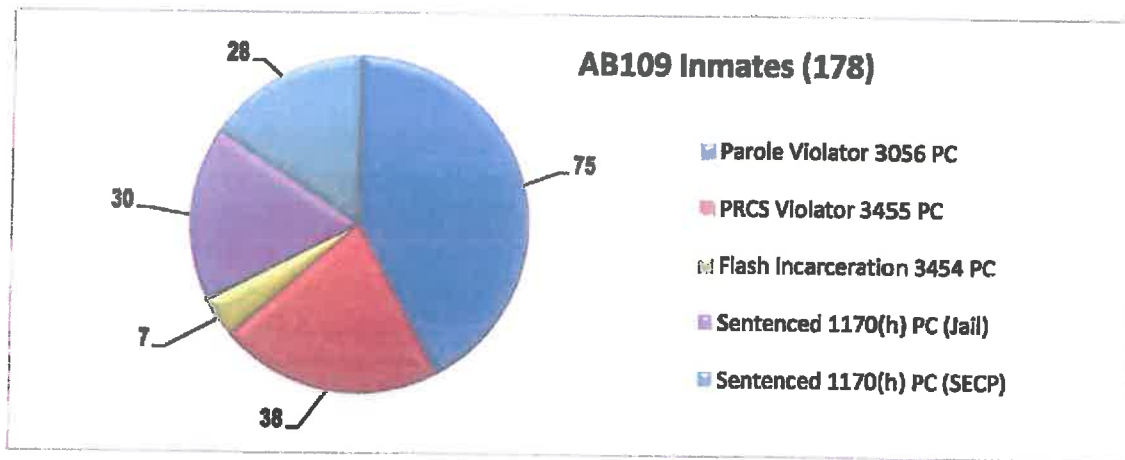
Alternative Incarceration Methods⁵

Alternative incarceration methods include: The California Department of Corrections and Rehabilitation (CDCR) Fire Camp (temporarily suspended) and Supervised Electronic Confinement Program (SECP).

- Since June 2013, 226 fire camp participants completed the program
- Since January 2012, 2,261 full-time SECP participants
- 28 of RSO's SECP current full-time participants are 1170(h) inmates

Summary

The total number of inmates to date booked directly or sentenced to jail due to realignment is 56,552. The number of those currently remanded to the custody of the Riverside Sheriff's Department is 178.



⁵ Alternative Incarceration Methods – Housing or monitoring sentenced inmates outside of the County Jail.

Agenda Item #8e

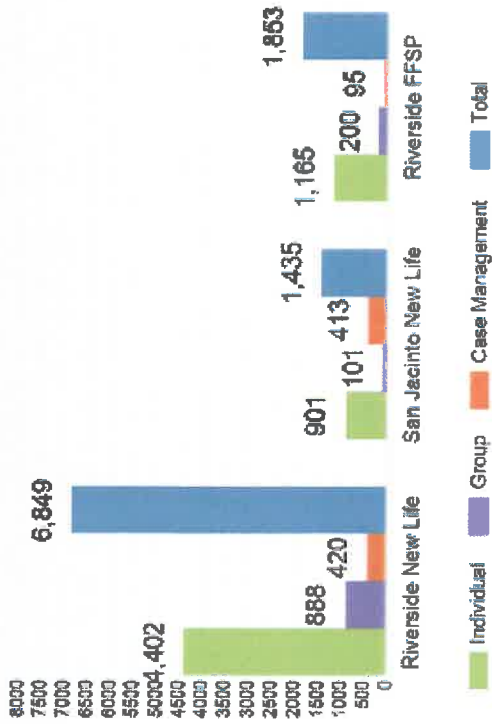
Riverside University Health System Behavioral Health Report

CCPEC October 5th 2021, BH Treatment Team

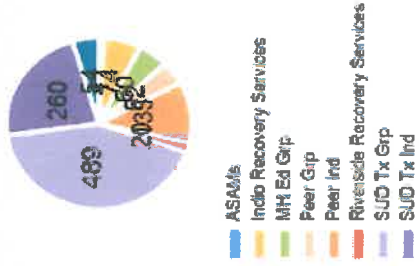


New Life Combined Report FY 20/21

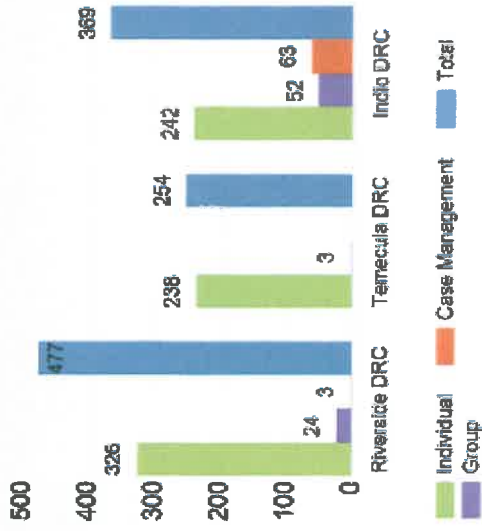
AB109 New Life Clinics and FFSP-MH Services



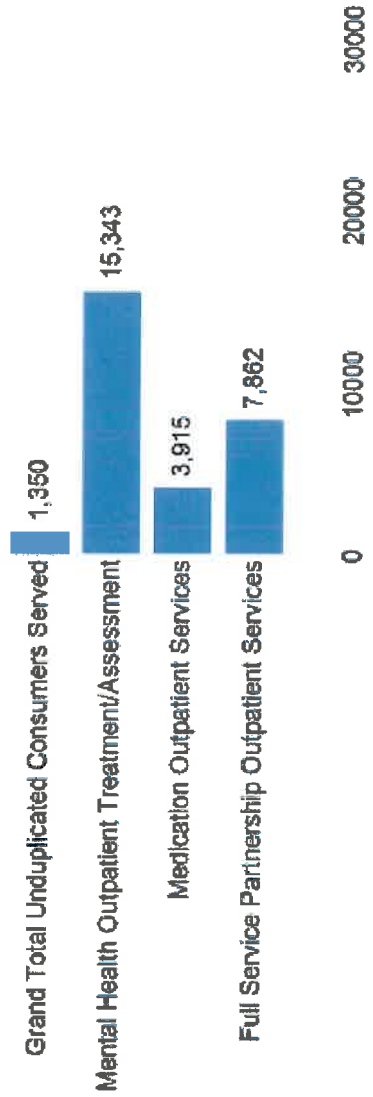
AB109 DRCs- SUD Services, Peer Groups & Education Groups



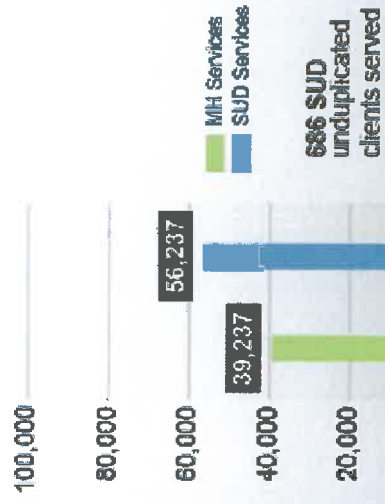
AB109 DRCs-MH Services



AB109 Breakdown of Total MH Services Countywide




AB109 Total BH Services Countywide

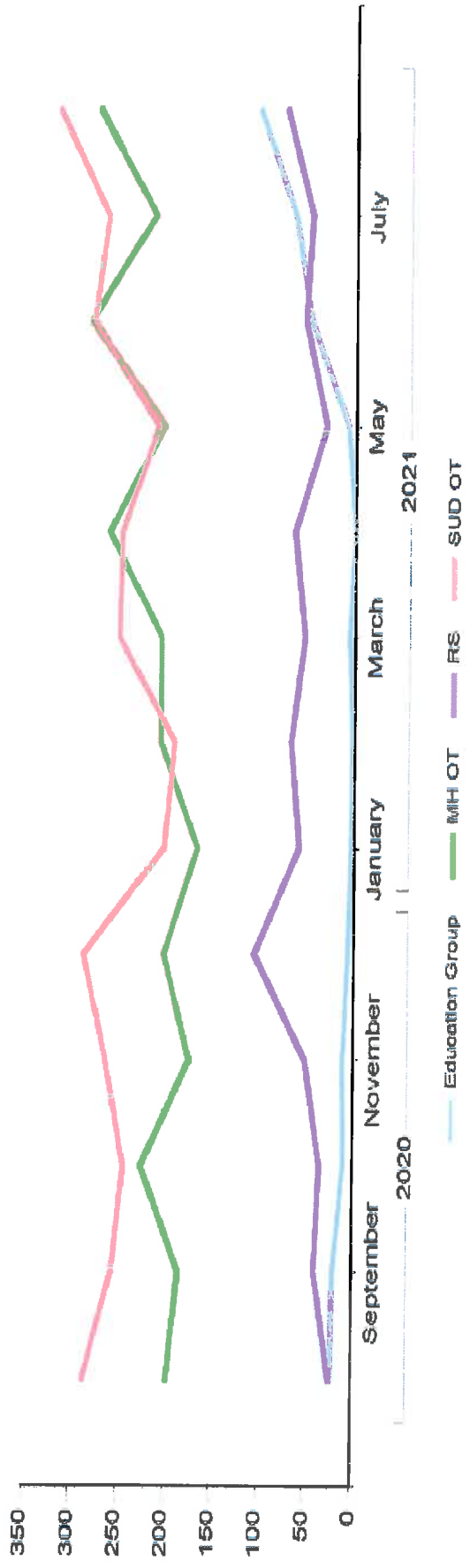


Day Reporting Center Report FY 20/21

All DRC Screenings



All DRC Services



Consumer Story – Hope, Strength and Success

Prior to AB109 New Life Treatment

- Jorge was referred to the Indio Day Reporting Center (DRC) on 6/09/2020.
- Jorge had a history of using heroin and methamphetamine beginning at the age of 21. His addiction to drugs were causing significant impairment in his daily life functioning, relationships with others, and causing legal problems which resulted in him being placed on AB109 Probation.

Interview With Consumer:

- “In 2005 I started hanging out with the homies, I started getting in trouble which led to my first arrest. I was first arrested in 2009 at the age of 20. My life style led me to get involved in criminal activities with led to many other arrests....”
- “Due to my lifestyle and involvement with selling drugs curiosity got the better part of me. I started using coke, then meth and eventually heroin all within a 10 year time frame. I eventually became dependent on opioids (Heroin, M-30 and fentanyl) I was high every day from 2015 to 2019 until my last arrest. I put my family through hell and back. On February 13th 2019 was the day I went cold turkey (I got arrested) and I’m proud to say I haven’t used since then.”

Consumer Story – Hope, Strength and Success

AB109 New Life Treatment- “Doing the Work”

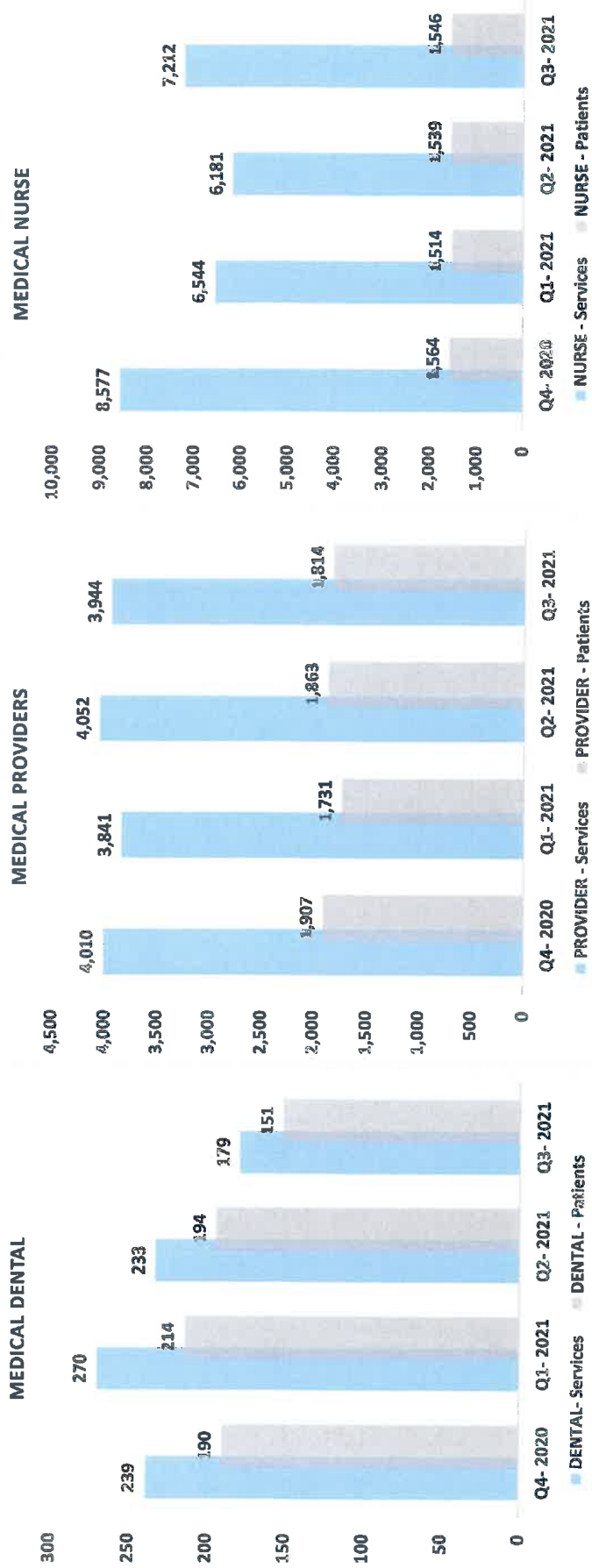
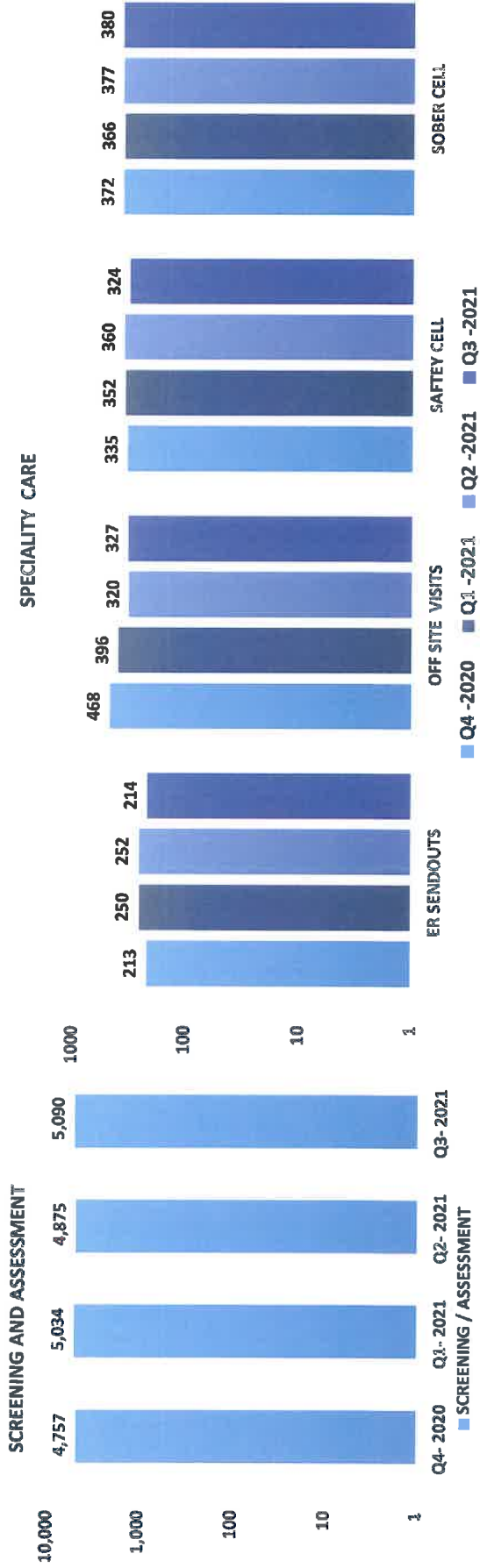
- When Jorge arrived to the DRC, he shared he had set only three goals for himself: “To find a job, stay clean and get off probation”
- Jorge has surpassed these goals long ago since his start with us 6/12/2020!
- Jorge enrolled into our outpatient substance use treatment services at the DRC and maintained perfect class attendance and provided recurrent negative drug tests.
- As a result of his maintained sobriety, Jorge was transitioned to a lower level of care, Recovery Services, and continues to come share his experience strengthening hope with other DRC members.
- Jorge had achieved his goal of sobriety but did not stop there. Jorge worked toward his goal to find a job by completing a employment workshop on 7/15/2020 and a probation class, Courage to Change on 9/08/2020.

Consumer Story – Hope, Strength and Success

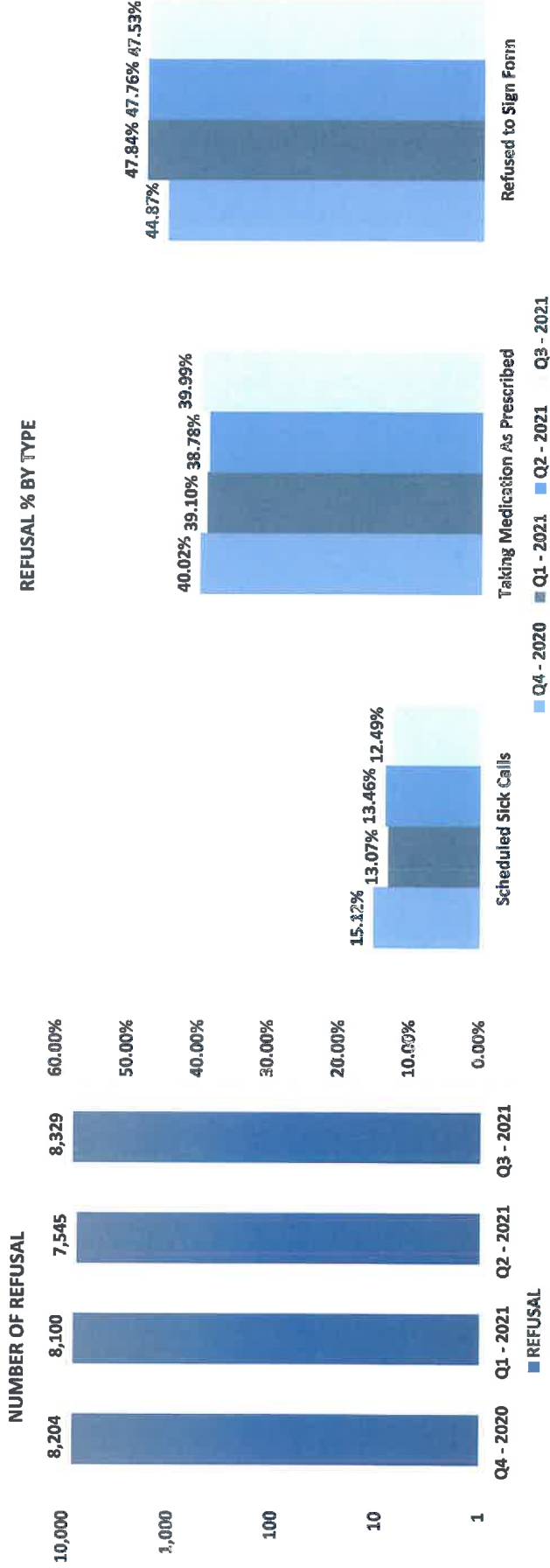
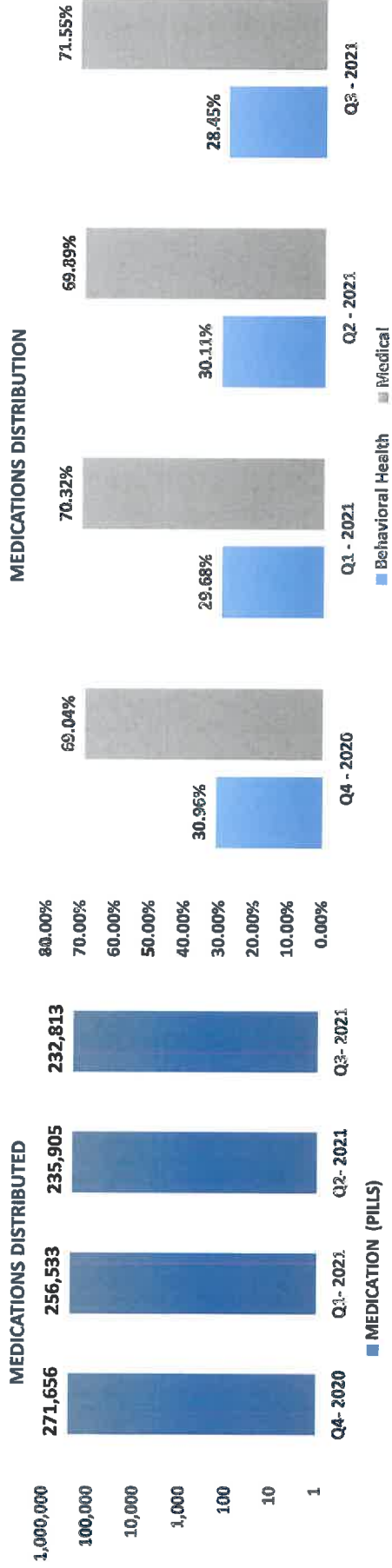
The Courage to Change- Jorge's Story

- Jorge has **maintained sobriety** since entering the DRC.
- Jorge has obtained **full time employment** since January 2021.
- Jorge achieved his three goals: “Find a job”, “Stay Clean” and “Get off Probation” and so much more internally.
- Due to the way Jorge has excelled in the DRC program, Probation agreed to terminate his probation early. Jorge has been **off probation as of June 2, 2021** and continues to **voluntarily** attend recovery services groups every Thursday because Jorge had...

The Courage to Change



CORRECTIONAL HEALTH SERVICES
AB109 UTILIZATION BY QUARTER





COURT REALIGNMENT/PROP 47 DATA (as of 7/23/21)

Riverside Superior Court - 2021		Quarter 1 (Jan - March)	Quarter 2 (April - June)	Quarter 3 (July - Sept)	Quarter 4 (Oct - Dec)
Pre-Sentencing					
q1	New felony case filings	2934	3035		
q2	Pre-sentence warrants issued for FTA	1769	1897		
Initial Sentencing					
q3	State prison	650	851		
q4	Probation	689	863		
q5	Straight sentence	57	79		
q6	Split sentence	99	214		
Probation					
q7	Petitions/court motions to revoke/modify felony probation	243	227		
q8	Probation reinstated	235	269		
q9	State prison	12	2		
q10	Straight sentence	36	46		
q11	Split sentence	25	38		
Mandatory Supervision					
q12	Petitions/court motions to revoke/modify MS	75	84		
q13	Warrants issued	93	117		
q14	Calendar events	145	88		
q15	Contested evidentiary hearings	0	0		
q16	MS reinstated	107	139		
q17	MS revoked/terminated	42	46		
Post-release community supervision (PRCS)					
q18	Petitions/court motions to revoke/modify PRCS	581	571		
q19	Warrants issued	406	395		
q20	Calendar events		738		
q21	Contested evidentiary hearings	0	0		
q22	PRCS revoke: no custody	0	0		
q23	PRCS revoke: custody ordered	544	684		
q24	PRCS referred to reentry	0	0		
q25	PRCS permanently terminated	20	27		
Parole					
q26	Petitions/court motions to revoke/modify Parole	439	388		
q27	Warrants issued	358	335		
q28	Calendar events		92		
q29	Contested evidentiary hearings	0	0		
q30	Parole revoke: no custody	1	2		
q31	Parole revoke: custody ordered	125	82		
q32	Parole referred to reentry	0	0		
q33	Remanded to CDCR	0	0		
Prop 47 Filings					
q34	Resentencing Petitions	8	9		
q35	Reclassification Applications	10	28		
q36	Juvenile Petitions/Applications	0	0		
Prop 64 Filings					
q37	Resentencing/Dismissal Petitions	1	1		

Questions? Please contact Criminal Justice Services at crimjusticeoffice@jud.ca.gov or 415-865-8994.



COURT REALIGNMENT/PROP 47 DATA (as of 7/2/21)

q38	Redesignation/Sealing Applications	7	2
q39	Juvenile Petitions/Applications	0	0
Mental Health Diversion			
q40	Mental Health Diversion Petitions Received	77	25
q40A	Petitions Received, Felonies	39	17
q41	Mental Health Diversion Petitions Granted	31	29
q41A	Petitions Granted, Felonies	8	17
q42	Mental Health Diversion Petitions Denied	58	56
q42A	Petitions Denied, Felonies	44	34
q43	Mental Health Diversion Petitions Denied due to Statutory Requirements	58	56
q43A	Petitions Denied due to Statutory Requirements, Felonies	44	34
q44	Successful Mental Health Diversion Program Completions	23	22
q44A	Successful Completions, Felonies	6	14
q45	Unsuccessful Mental Health Diversion Program Terminations	2	4
q45A	Unsuccessful Terminations, Felonies	1	3