

# Riverside County Community Corrections Partnership Executive Committee

January 15, 2013

Public Safety Realignment – Update



# AB 109 – Public Safety Realignment

October 1, 2011, implementation of AB 109, Public Safety Realignment became effective:

- State prison inmates released to the supervision of the probation department upon completion of a sentence for a non-violent, non-serious, non-high risk sex offense (N3) – Post-Release Community Supervision (PRCS).
- PRCS revocations and state parole revocations serve custody time locally.
- Redefines certain felonies as punishable in jail for term of custody served locally rather than state prison.

# Community Corrections Partnership

## Executive Committee

- February 28, 2012, the Board of Supervisors approved the Local Community Corrections Partnership Public Safety Realignment and Post Release Community Supervision (PRCS) Final Plan for Implementation of AB 109 Criminal Justice Alignment (agenda item 3.42).
- The Community Corrections Partnership Executive Committee (CCPEC) continues to meet regularly to discuss matters relating to the county's Realignment implementation.
- Recent Meeting Highlights
  - August 7 and August 21, 2012  
Fiscal Year 2011/12 Year End Financial Reports and Fiscal Year 2012/13 Proposed Budget Presentations.
  - September 4, 2012  
Fiscal Year 2012/13 Proposed Budget discussions, including contingency and rollover funds.

# Community Corrections Partnership Executive Committee

- October 2, 2012  
Community Corrections Partnership Executive Committee (CCPEC) voted to approve 9 months of funding for Probation, Sheriff and Mental Health based on Fiscal Year 2012/13 Budget requests. Police agencies received 9 months of funding based on their Fiscal Year 2011/12 Budget request.
- October 18, 2012  
CCPEC voted to approved 9 months of funding for the District Attorney based on their Fiscal Year 2012/13 Budget request.

## ■ 2013 Scheduled Meeting Dates

January 8, 2013	March 5, 2013	May 7, 2013
February 5, 2013	April 2, 2013	June 4, 2013

# AB 109 Funding Fiscal Year 2011/12

CCPEC Agency <u>Operating Funds:</u>	Approved Budgets 10/1/11 to 6/30/12 (1)	One-Time Funds FY 2011/12 (2)	Other Funds FY 2011/12 (3)	Actual Expenditures 10/1/11 to 6/30/12	Rollover Funds to FY 2012/13
Probation	\$ 5,441,096	\$ 397,858	\$ N/A	\$ 4,014,193	\$ 1,824,761
Sheriff	\$ 9,360,500	\$ 684,448	\$ N/A	\$ 6,582,845	\$ 3,462,103
District Attorney	\$ 550,155	\$ 40,228	\$ 377,711	\$ 663,641	\$ 304,453
Public Defender	\$ 420,660	\$ 30,759	\$ 377,710	\$ 390,941	\$ 438,188
Mental Health	\$ 3,860,000	\$ 282,247	\$ N/A	\$ 1,700,840	\$ 2,441,407
Police	\$ 704,450	\$ 51,510	\$ N/A	\$ 418,245	\$ 337,715
Contingency (3.5%)	<u>\$ 737,606</u>	<u>\$ N/A</u>	<u>\$ N/A</u>	<u>\$ 0</u>	<u>\$ 737,606</u>
<b>Total</b>	<b>\$ 21,074,467</b>	<b>\$ 1,487,050</b>	<b>\$ 755,421</b>	<b>\$ 13,770,705</b>	<b>\$ 9,546,233</b>

## Other Funds (4):

CCPEC Planning Grant	\$ 200,000	\$ 40,129	\$ 159,871
Superior Court	\$ 662,000	\$ N/A	\$ N/A

(1) FY 2011/12 available AB 109 Operating Funds **\$21,074,467**, including a 3.5% contingency - **\$737,606**.

(2) FY 2011/12 one-time implementation funding allocation for recruitment, training, and equipment - **\$1,487,050**.

(3) **Additional state allocations:** In addition to the approved budget amounts, the District Attorney and Public Defender equally split a separate allocation of \$755,421 in FY 2011/12.

(4) The FY 2011/12 CCPEC Planning Grant allocation for training and education was \$200,000. The Superior Court of California also had a separate allocation of \$662,000 in FY 2011/12.

# AB 109 Funding Fiscal Year 2012/13

<u>CCPEC Agency Operating Funds:</u>	<u>Rollover From FY 2011/12 (1)</u>	<u>Other Funds FY 2012/13 (2)</u>	<u>CCPEC Approved Budgets FY 2012/13 (3)</u>	<u>Total Budgets FY 2012/13</u>
Probation	\$ 2,022,106	\$ N/A	\$ 10,350,000	\$ 12,372,106
Sheriff	\$ 3,801,603	\$ N/A	\$ 17,952,137	\$ 21,753,740
District Attorney	\$ 324,407	\$ 426,381	\$ 797,863	\$ 1,548,651
Public Defender	\$ 453,445	\$ 426,381	\$ 0	\$ 879,826
Mental Health	\$ 2,581,407	\$ N/A	\$ 9,952,644	\$ 12,534,051
Police	<u>\$ 363,265</u>	<u>\$ N/A</u>	\$ 1,056,675	\$ 1,419,940
Contingency (7.12%)			<u>\$ 3,073,862</u>	<u>\$ 3,073,862</u>
<b>Total</b>	<b>\$ 9,546,233</b>	<b>\$ 852,762</b>	<b>\$ 43,183,181</b>	<b>\$ 53,582,176</b>
 <b><u>Other Funds (4):</u></b>				
CCPEC Planning Grant	\$ 159,871	\$ 200,000	\$ 200,000	\$ 359,871
Superior Court	\$ N/A	\$ 344,651	\$ N/A	\$ 344,651

(1) Rollover from FY 2011/12 includes \$8,808,627 in unspent funds and \$737,606 in contingency funds – total **\$9,546,233**.

(2) **Additional state allocations:** In addition to the approved budget amounts, the District Attorney and Public Defender will equally split a separate allocation of \$852,762 (\$426,381 each) in FY 2012/13.

(3) FY 2012/13 available AB 109 Operating Funds **\$43,183,181**, including a 7.12% contingency - **\$3,073,862**. Nine (9) months funding approved for all agencies based on FY 2012/13 budget requests. The Public Defender has the option to return to the CCPEC if additional funding is required. The Police agencies FY 2012/13 approved budget funded at 9 months of their FY 2011/12 request.

(4) The FY 2012/13 CCPEC Planning Grant allocation for training and education remains at \$200,000. The Superior Court of California also has a separate allocation of \$344,651 in FY 2012/13.

# Proposition 30

- The Schools and Local Public Safety Protection Act of 2012, passed by California voters during the November 2012 election.
- In lieu of a constitutional amendment, provides for the continuous appropriation of funds to the Local Revenue Fund 2011; and the State is obligated to continue to provide funding for so long as the local agencies are required to perform realigned services.
- Replacement Revenues – If the State fails to annually appropriate funds, the Controller shall transfer funds from the General Fund to the Local Revenue Fund for disbursement in the manner directed by the 2011 Realignment Legislation.
- Non-Supplant – Funds deposited into the County Local Revenue Fund 2011 shall not be used by local agencies to supplant other funding for Public Safety Services.

# Post Release Community Supervision (PRCS) Projected vs. Actual Offenders

	OCT 2011	NOV 2011	DEC 2011	JAN 2012	FEB 2012	MAR 2012	APR 2012	MAY 2012	JUN 2012	JUL 2012	AUG 2012	SEP 2012	OCT 2012	NOV 2012	TOTAL
Original CDCR Projected *	236	237	228	235	172	157	164	127	132	148	114	121	128	114	2,313
Modified CDCR Projected	236 ***	237 ***	334	305	215	178	183	143	140	167	146	139	128	114	2,665
Actual**	<u>195</u>	<u>308</u>	<u>327</u>	<u>290</u>	<u>244</u>	<u>215</u>	<u>177</u>	<u>154</u>	<u>147</u>	<u>156</u>	<u>145</u>	<u>106</u>	<u>152</u>	<u>150</u>	<u>2,766</u>
Variance (Original less Actual)*	-41	+71	+99	+55	+72	+58	+13	+27	+15	+8	+31	-15	+24	+36	453

\* Overall, with the exception of October 2011 and September 2012, original CDCR projections were lower than actual offenders released.

\*\* Actual number of offenders through November 2012 is 2,766; this is 453 offenders or 20% more than original CDCR Projected.

\*\*\* Modified CDCR Projected figures not available for October/November 2011.



# Mandatory Supervision Split Sentence

\*As of November 30, 2012

## Additional Supervision responsibilities:

- Total ordered by the Court: 1,611
- Total under probation supervision: 953
- Total still in local custody: 658

# Risk Assessment Results

- Caseloads originally established based on a projection that **40%** of offenders would assess as **High Risk**
- Risk Assessment results as of November 30, 2012:

• <b><u>PRCS</u></b>		
<b>1,089</b>	<b>61%</b>	<b>High Risk</b>
325	18%	Medium Risk
<u>376</u>	<u>21%</u>	Low Risk
<b>1,790</b>	<b>100%</b>	<b>Sub-total</b>
<u>230</u>		Pending Assessment
<b>2,020</b>		<b>Total Active Supervision</b>
• <b><u>Mandatory Supervision</u></b>		
<b>412</b>	<b>56%</b>	<b>High Risk</b>
169	23%	Medium Risk
<u>160</u>	<u>21%</u>	Low Risk
<b>741</b>	<b>100%</b>	<b>Sub-total</b>
<u>212</u>		Pending Assessment
<b>953</b>		<b>Total Active Supervision</b>

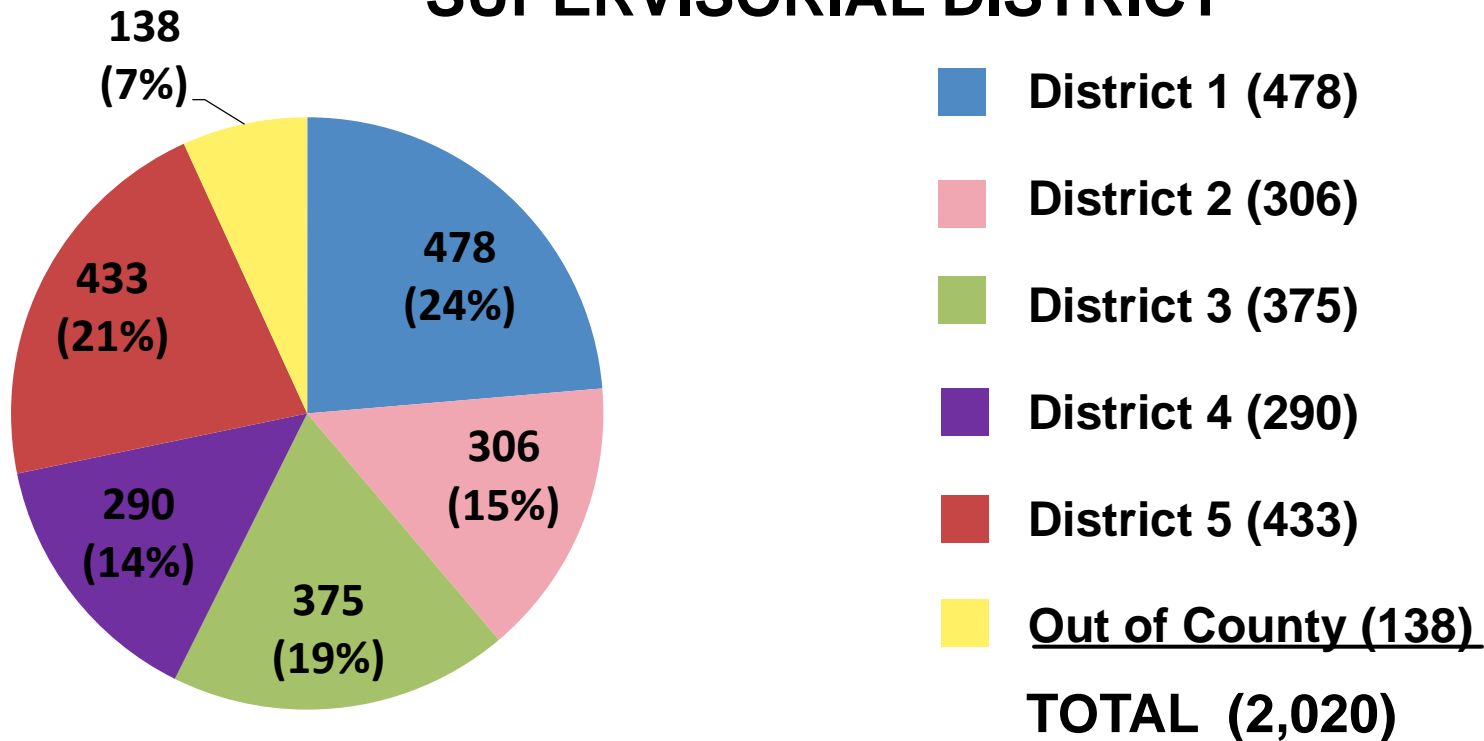
# AB109 Supervision

FY 2011-12 Plan		FY 2012-13 Plan	
Supervision Level	Number of Caseloads Needed	Supervision Level	Number of Caseloads Needed
High Risk	19 Caseloads	High Risk	39 Caseloads
Medium Risk	8 Caseloads	Medium Risk	4 Caseloads
Low Risk	1 Caseload	Low Risk	2 Caseloads
<b>TOTAL</b>	<b>28 Caseloads</b>	<b>TOTAL</b>	<b>45 Caseloads</b>

# AB109 Implementation - Probation Department Post Release Community Supervision (PRCS)\*

\*As of November 30, 2012

## SUPERVISORIAL DISTRICT

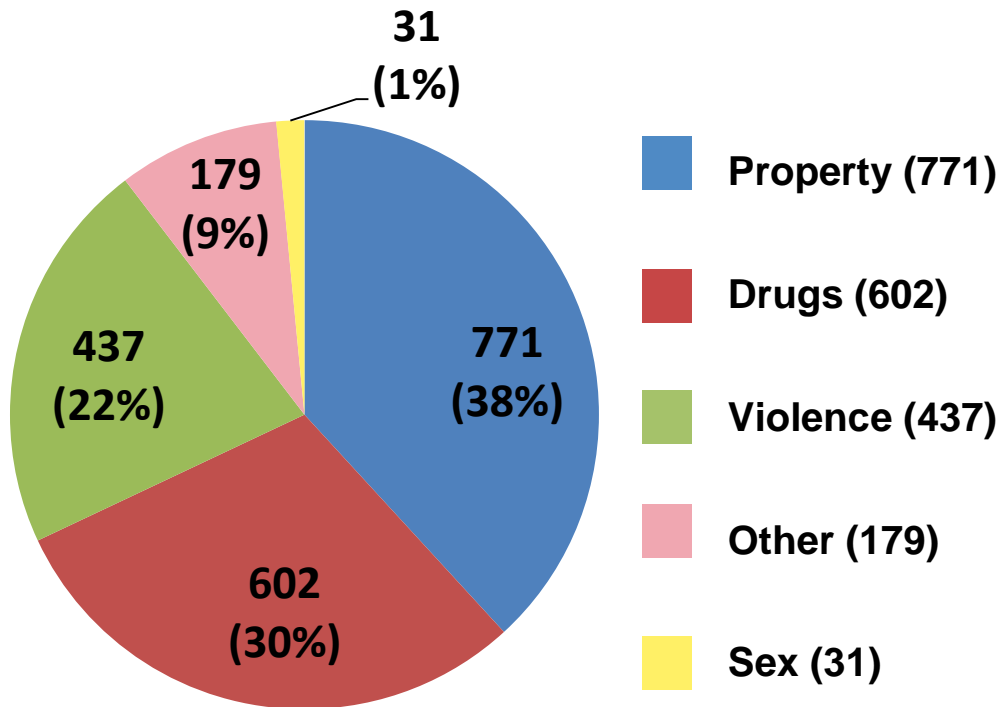


<b>Males</b>	<b>1,809</b>	<b>90%</b>
<b>Females</b>	<b>211</b>	<b>10%</b>

# AB109 Implementation - Probation Department PRCS – Universal Crime Reporting (UCR)\*

\*As of November 30, 2012

## UCR CATEGORIES FOR MOST SERIOUS OFFENSE

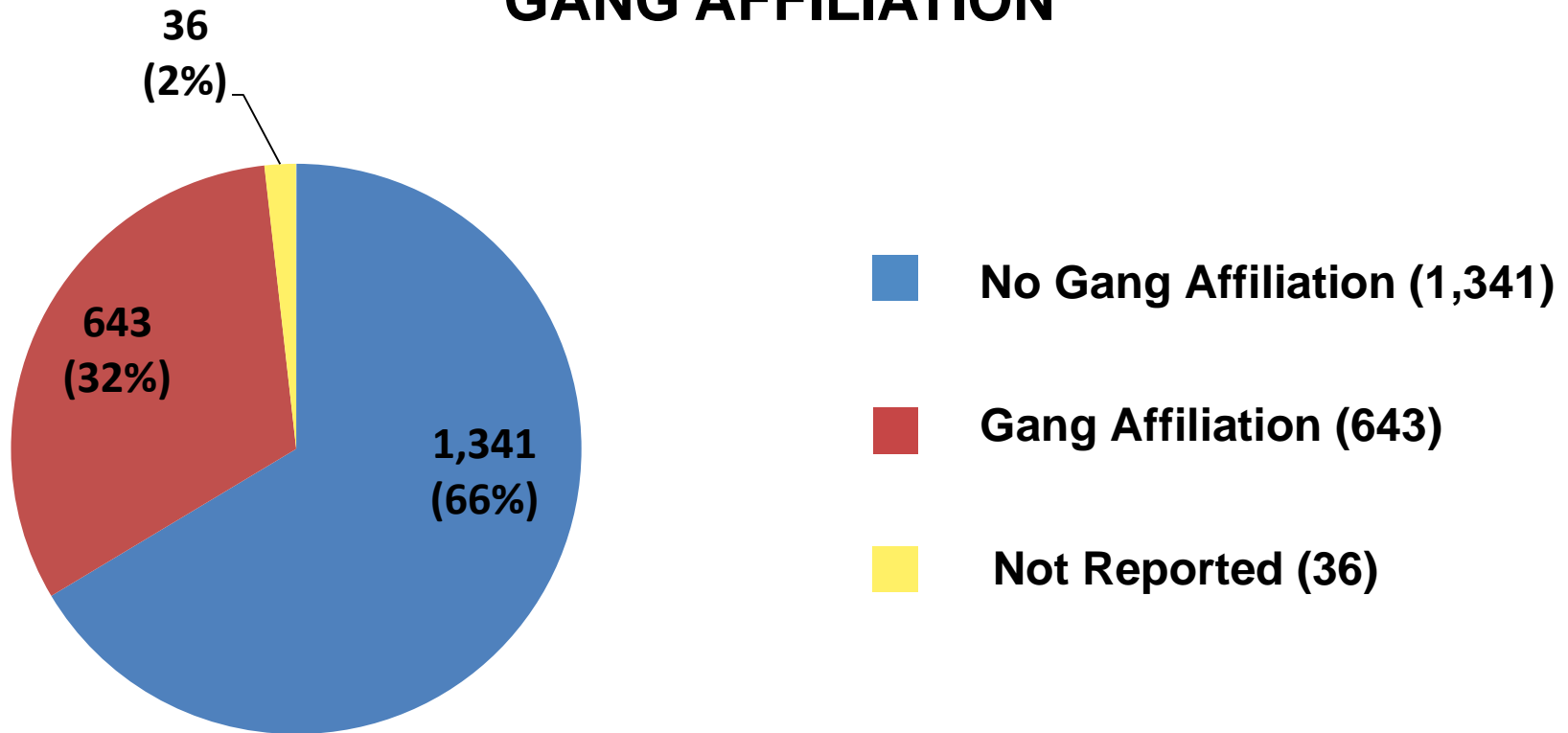


UCR - sub-categories		
Crimes Against Children	24	1%
Domestic Violence	134	7%
Drug/Manufacture/Sell	319	16%
Drug/Possess/Use	283	14%
DUI	40	2%
Firearms/Weapons	173	9%
Other	116	6%
Possession of Weapons	23	1%
Property/Other	51	2%
Property/Theft	720	36%
Sex	31	1%
Violence	106	5%
<b>TOTAL</b>	<b>2,020</b>	<b>100%</b>

# AB109 Implementation - Probation Department Post Release Community Supervision (PRCS)\*

\*As of November 30, 2012

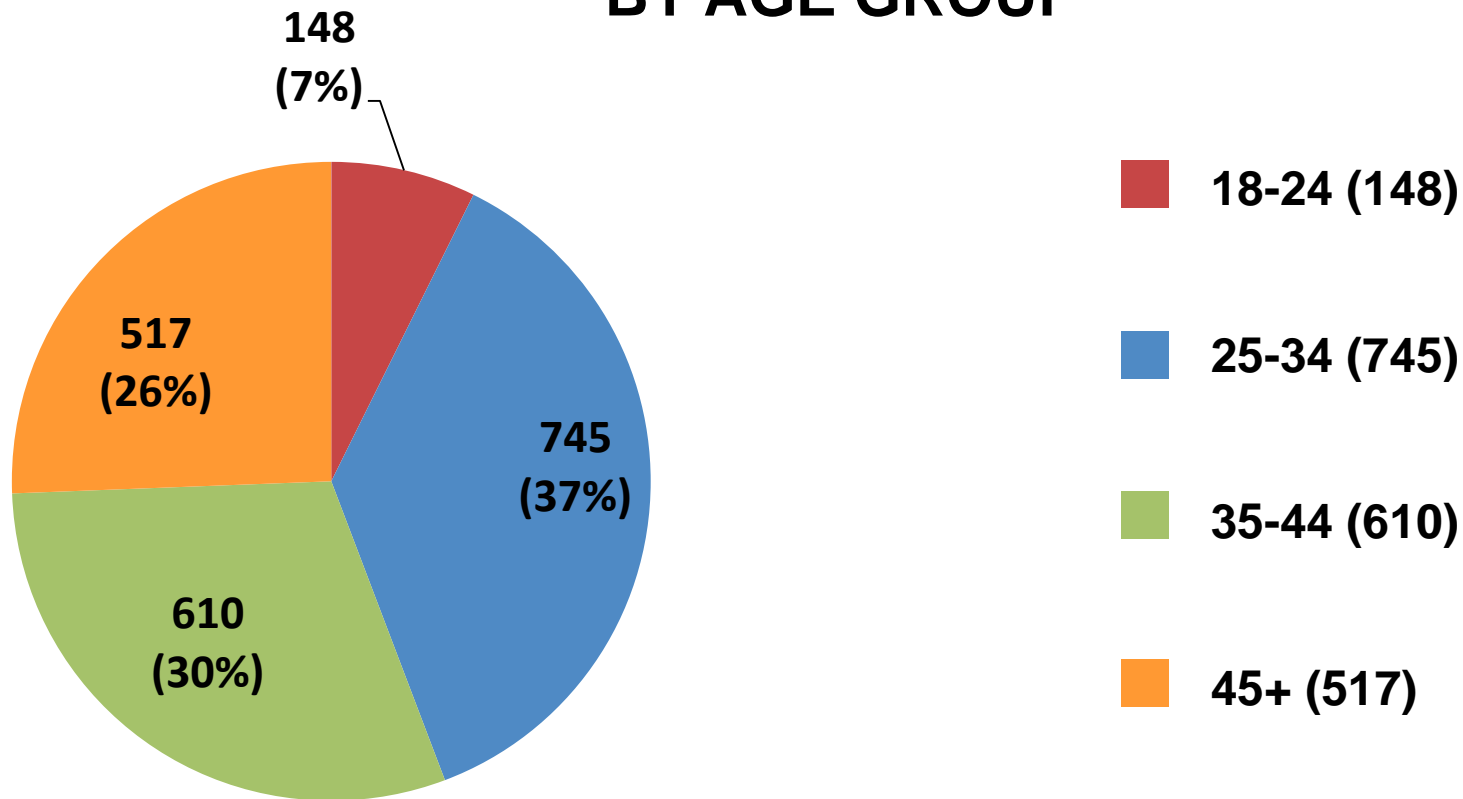
## GANG AFFILIATION



# AB109 Implementation - Probation Department Post Release Community Supervision (PRCS)\*

\*As of November 30, 2012

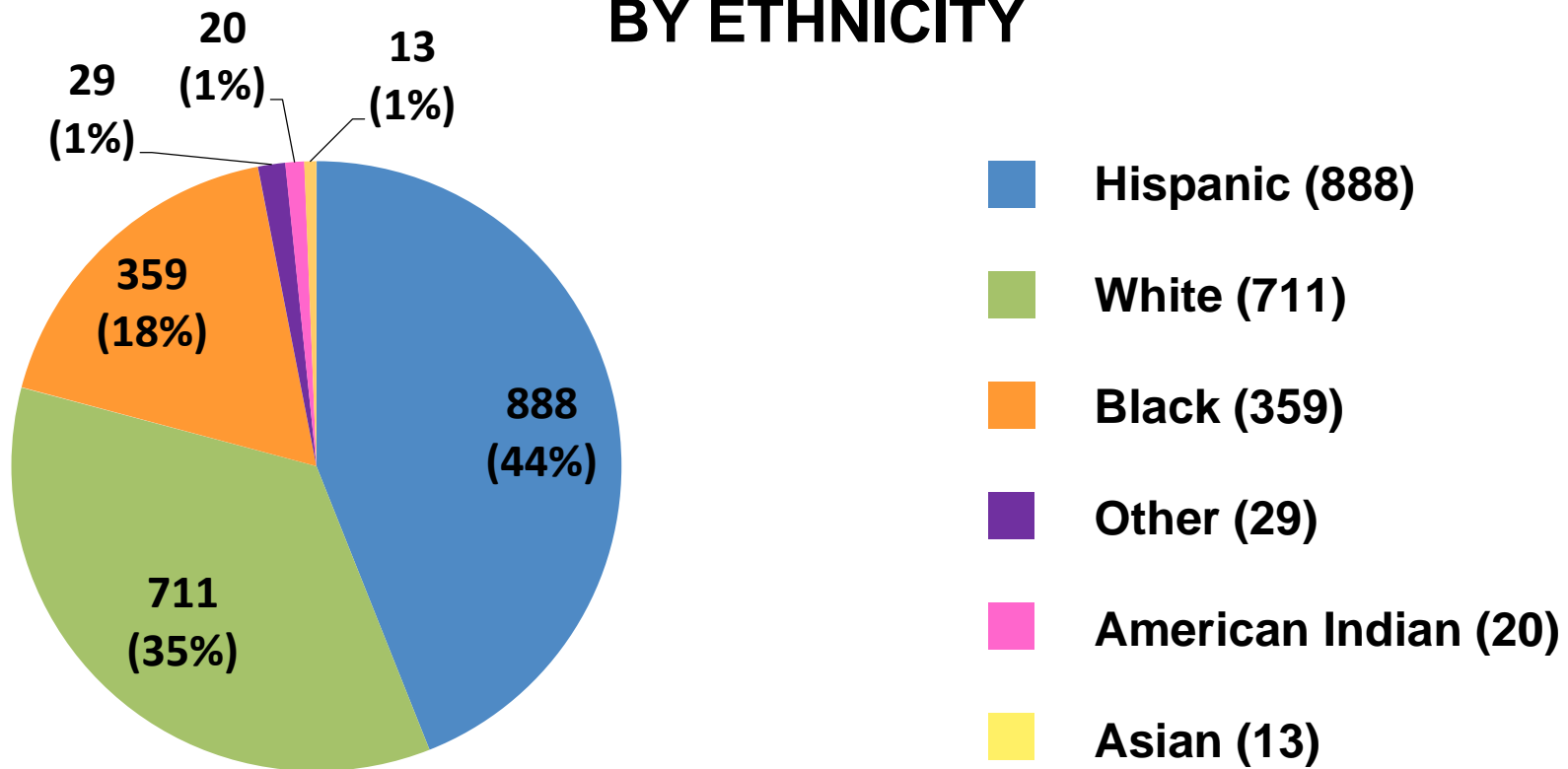
## BY AGE GROUP



# AB109 Implementation - Probation Department Post Release Community Supervision (PRCS)\*

\*As of November 30, 2012

## BY ETHNICITY

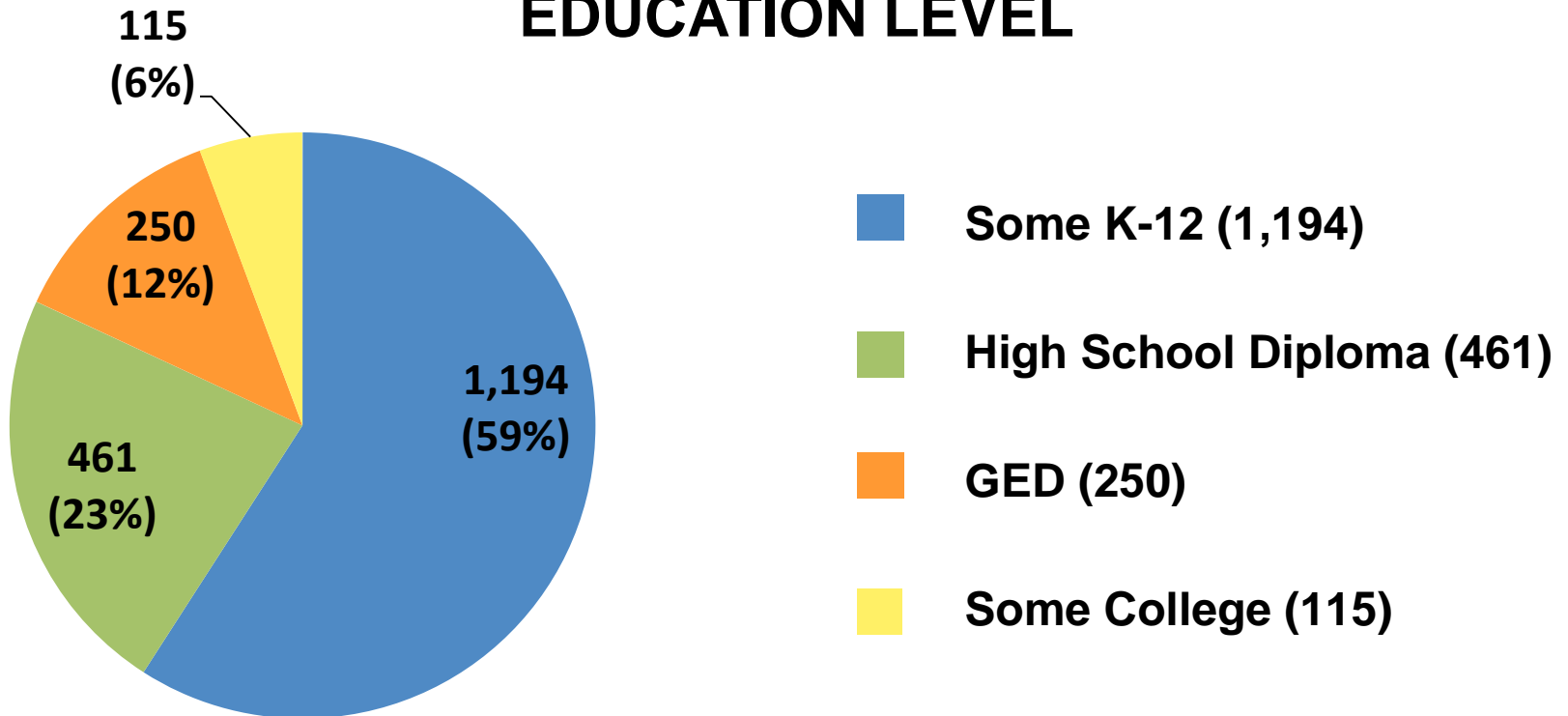




# AB109 Implementation - Probation Department Post Release Community Supervision (PRCS)\*

\*As of November 30, 2012

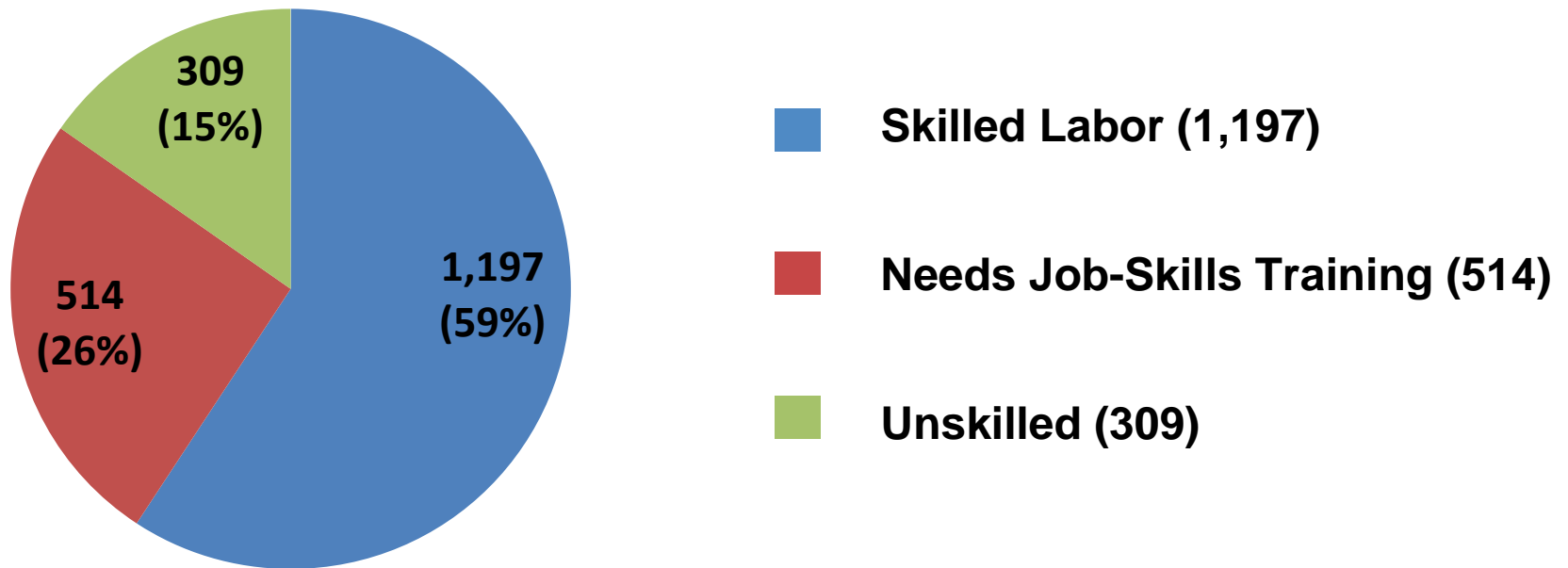
## EDUCATION LEVEL



# AB109 Implementation - Probation Department Post Release Community Supervision (PRCS)\*

\*As of November 30, 2012

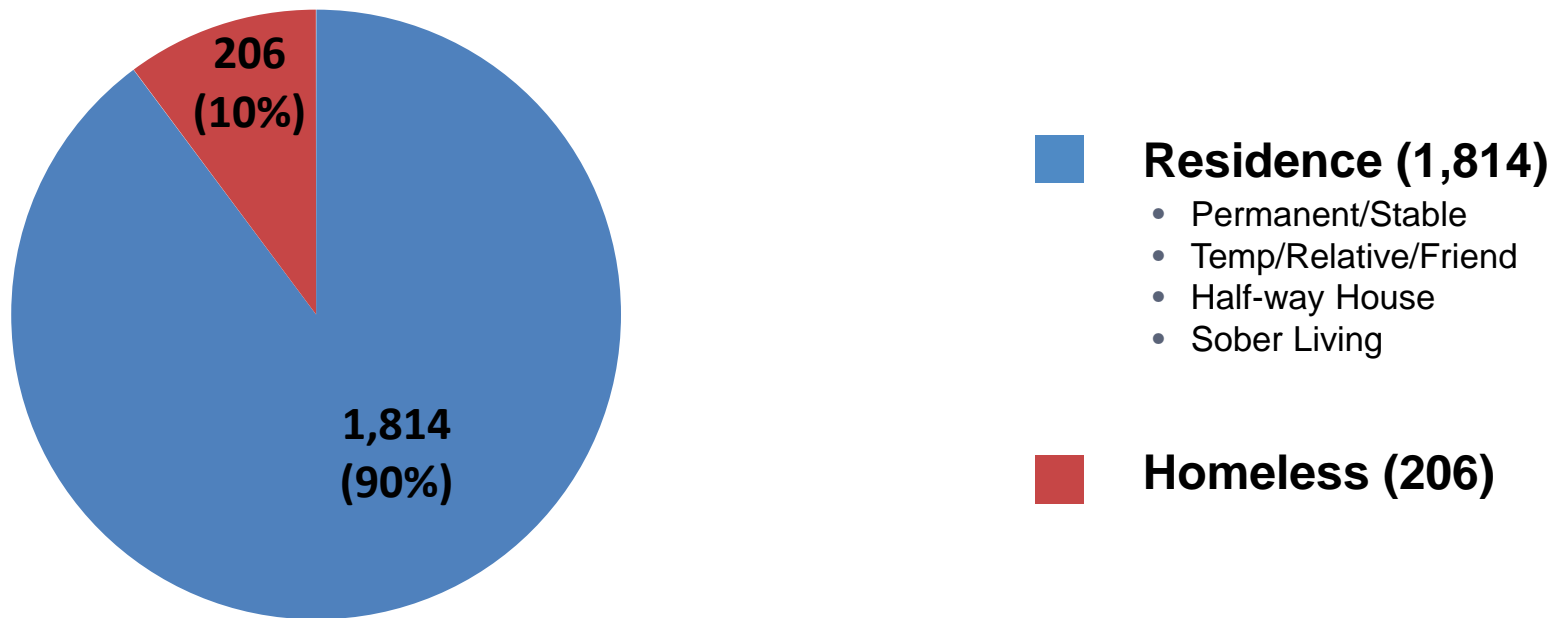
## EMPLOYMENT STATUS



# AB109 Implementation - Probation Department Post Release Community Supervision (PRCS)\*

\*As of November 30, 2012

## HOUSING STATUS

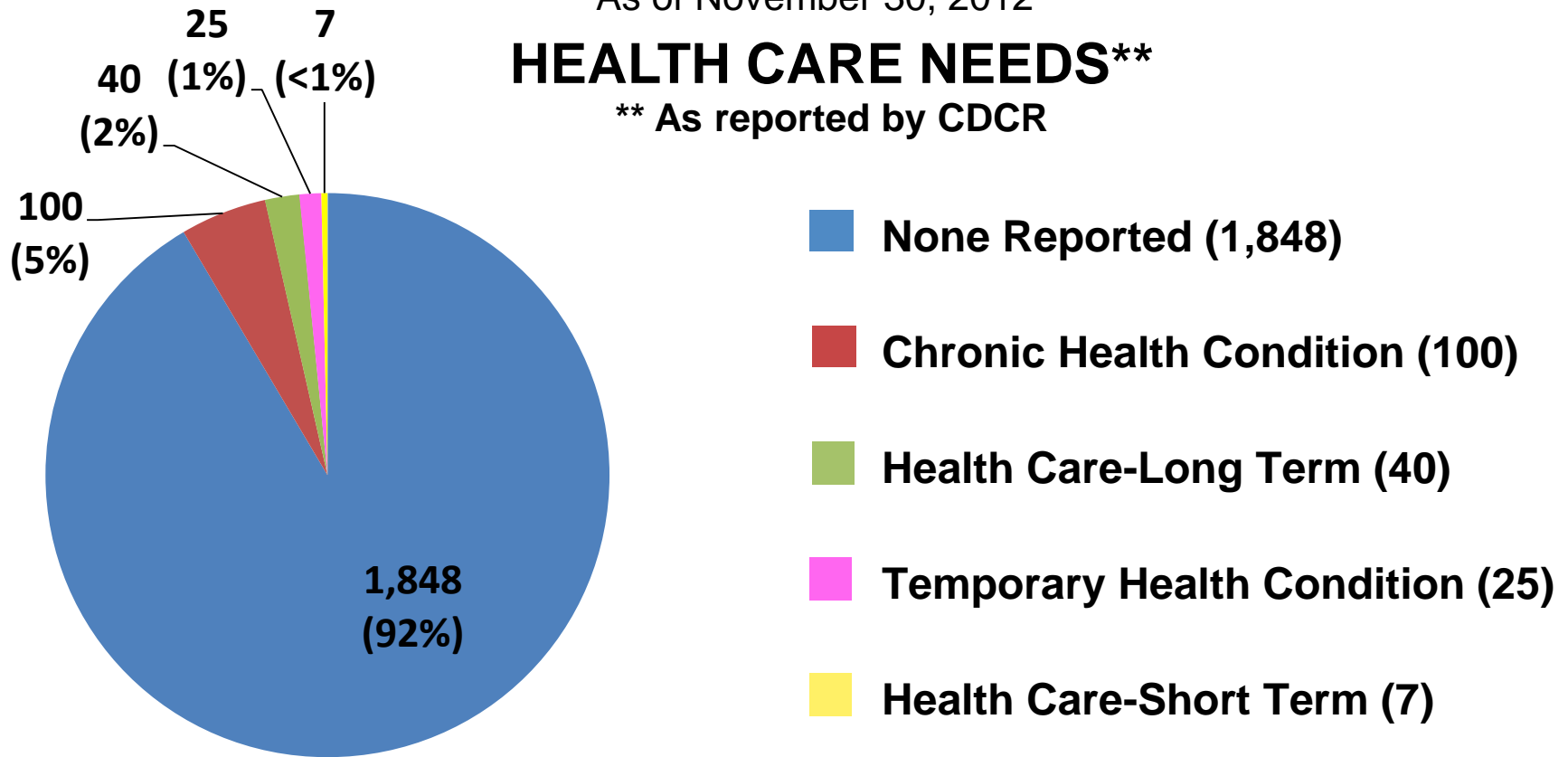


# AB109 Implementation - Probation Department Post Release Community Supervision (PRCS)\*

\*As of November 30, 2012

## HEALTH CARE NEEDS\*\*

\*\* As reported by CDCR

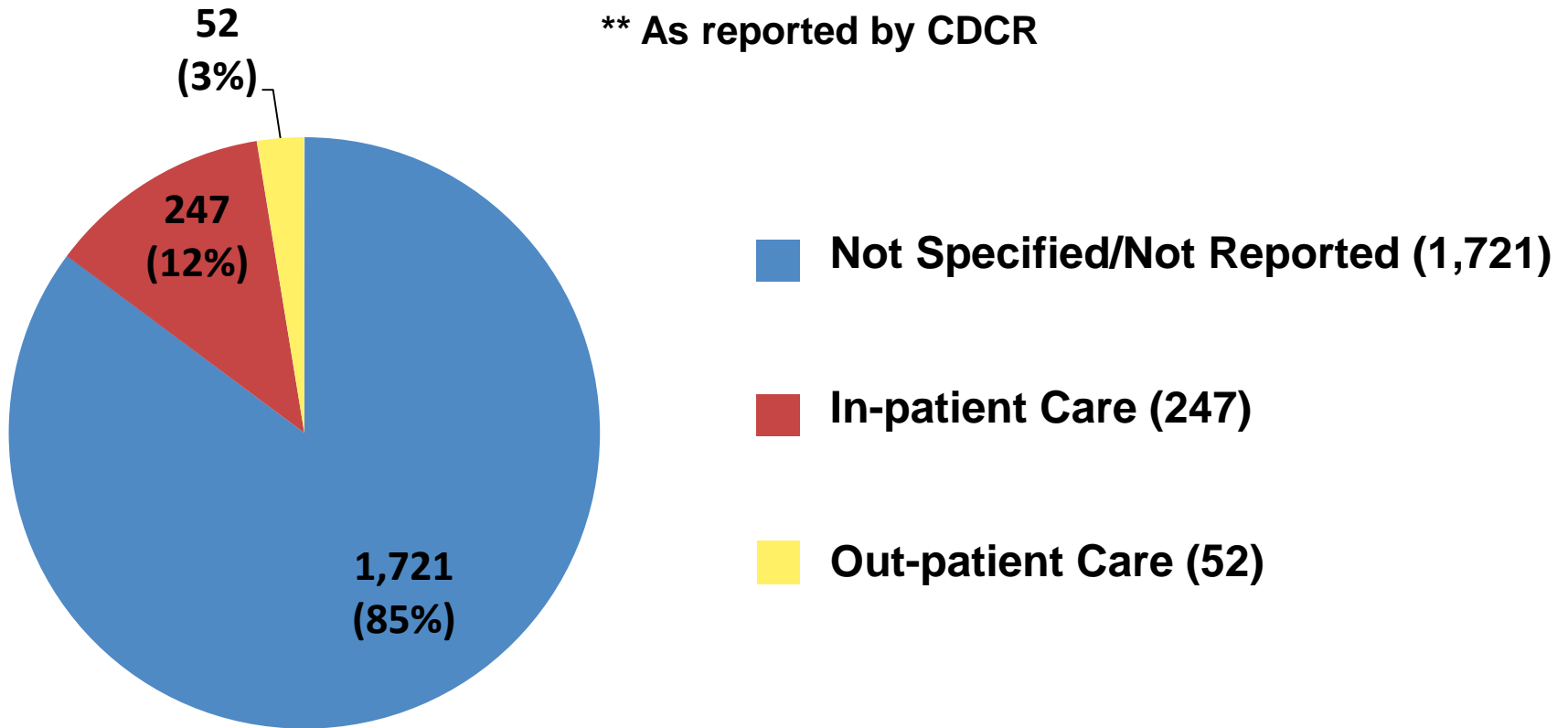


# AB109 Implementation - Probation Department Post Release Community Supervision (PRCS)\*

\*As of November 30, 2012

## MENTAL HEALTH TREATMENT\*\*

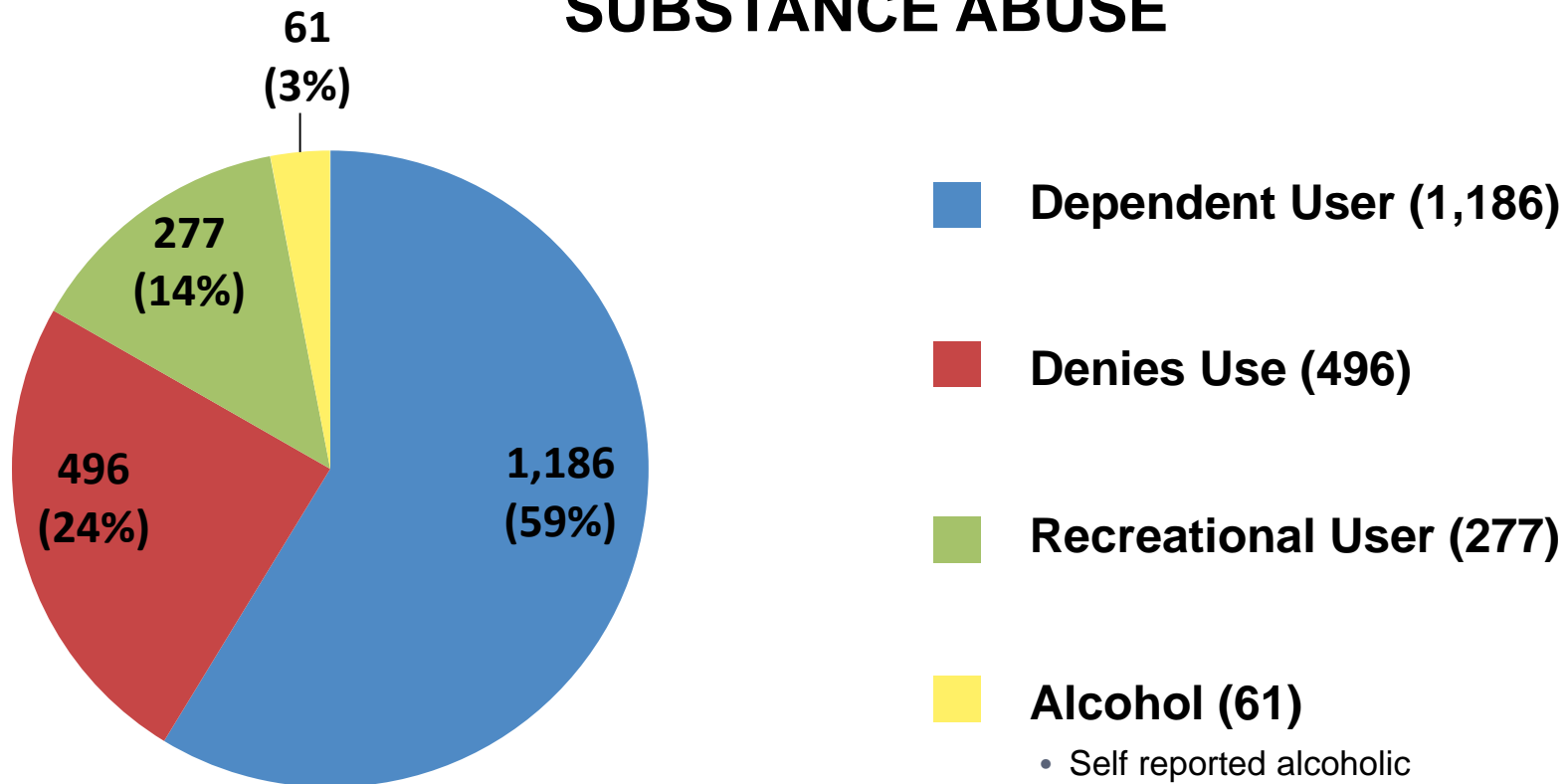
\*\* As reported by CDCR



# AB109 Implementation - Probation Department Post Release Community Supervision (PRCS)\*

\*As of November 30, 2012

## SUBSTANCE ABUSE



# PRCS Revocations

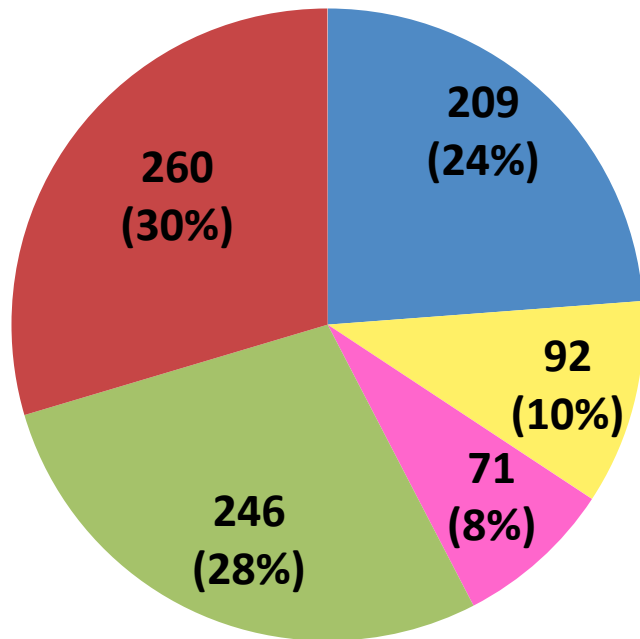
\*As of December 7, 2012

PRCS Offenders Revoked**		
Revocation Petition filed for a new offense only.	349	13%
Revocation Petition filed for a technical violation only.	572	20%
<b>Overall PRCS population violated.</b>	<b>921</b>	<b>33%</b>

\*\*Based on actual number of PRCS offenders received of 2,766 since October 1, 2011

# AB 109 Terminations Post Release Community Supervision (PRCS)\*

\*As of November 30, 2012



## Successful (209)

- Closed by operation of law at 6 or 12 months without any custodial violations.



## Unsuccessful (92)

- State prison on new case; local custody imposed and PRCS term; PRCS terminated with new mandatory supervision case.



## Expired PRCS (71)

- Parole violator released to county with expired controlling discharge date or offender reached full term of supervision.



## Jurisdictional Transfers (246)

- Packet received, but offender released to another county; case transferred to another county prior to release.



## Other (260)

- Closed at intake (251)
- Deceased (9)

**TOTAL: 878**

\*Disclaimer: 11 defendants with a closed PRCS and a closed Mandatory Supervision case were counted in both.



# Mandatory Supervision Revocations

\*As of December 7, 2012

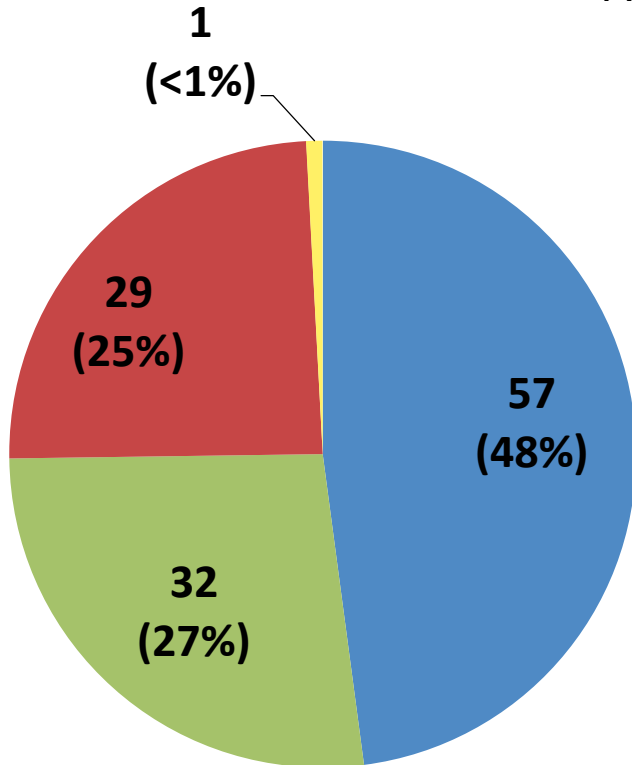
## Mandatory Supervision Offenders Revoked\*\*

Revocation Petition filed for a new offense only.	99	9%
Revocation Petition filed for a technical violation only.	304	28%
<b>Overall Mandatory Supervision population violated.</b>	<b>403</b>	<b>37%</b>

\*\*Based on total Mandatory Supervision offenders: 1,070 since October 1, 2011

# AB 109 Terminations Mandatory Supervision\*

\*As of November 30, 2012



## Successful (0)

- Closed early due to good behavior.



## Unsuccessful (57)

- State prison on new case; local time imposed and term; case term due to new mandatory supervision case.



## Expired (32)

- Case has reached full term of supervision.



## Jurisdictional Transfer (29)

- Case transferred to another county.



## Other (1)

- Closed at intake
- Deceased

**TOTAL: 119**

\*Disclaimer: 11 defendants with a closed PRCS and a closed Mandatory Supervision case were counted in both.

# Day Reporting Center Services Opened – October 15, 2012

- Day Reporting Center – One Stop Shop
  
- Collaborative Partners
  - Probation
  - Dept. Mental Health/Sub. Abuse
  - Riverside Co. Office of Education
  - Riverside Sheriff's Department
  - Dept. of Child Support Services
  - Dept. of Public Social Services
  - Veteran's Administration
  - Public Health
  - Workforce Development
  
- Average daily PRCS and Mandatory Supervision population of 50 – by referral only
  - Currently: 172 referrals received and 79 offenders receiving services.
  
- Programs/Services
  - Intake/Case Management
  - Education – HS Diploma/GED/Computer Lab
  - Vocational – Training/Career Assessment
  - Individual Employment Plan
  - Treatment Assessments/Referrals
  - Parenting Classes
  - Life/Social Skills
  - Housing
  - Veteran's Assistance
  - Cal Fresh – Food Stamps
  - Medi-Cal
  - General Relief
  - Child Support Services

# Thank You

**Riverside County Probation Department**

**Serving Courts ~ Protecting our Community ~ Changing Lives**